

Totland Parish Plan 2007





TOTLAND PARISH PLAN 2007

Contents

Acknowledgments	<i>inside front cover</i>
Introduction to the Parish Plan	2
Introduction to Totland	3
How the Plan was made	5
Community	6
Transport	9
Economic	10
Environment	12
Next Steps	13
Adults Questionnaire	14 - 15
Survey Results	16 - 20
What three things should we change in Totland	21
Survey Comments	22
Young Persons Survey	23 - 25
Interpretation of Survey Results	26 - 27
ACTION PLAN	i - v

Front Cover:

Top - Totland Bay and Pier

Top left - "Art on the Park" exhibition, Turf Walk

Middle left - The Broadway looking south

Bottom left - New Development, Cliff Road

Middle right - The Broadway looking north

Bottom right - The Needles

Inside Back Cover:

Totland Bay sunset

September 2007

Introduction to the Parish Plan

by **John Howe**, *Chairman*
Totland Parish Council

As a long time resident and as Chairman of the Local Parish Council, I have witnessed the gradual decline of our once-envied local area and the deterioration in our infrastructure and local services. With the help of our local councillors and steering committee I am determined to implement an Action Plan that will make real change for the better and deliver, within a realistic timeframe, the improvements and investment which the local residents and young people have asked for.

I have been so encouraged and motivated by the commitment and enthusiasm within our local community to renovate and improve many aspects of our lives, that I will make sure that the Partners and Funding Agencies identified within the plans work together with us to finance the changes and improvements that our community both desperately needs and deserves. I want to make Totland Parish again the envy of all the Isle of Wight; I want to make it the best place on the island to Live, Work and Recreate.

Introduction to the Parish Plan

by **John Holsburt**, *Chairman*
Totland Parish Plan Steering Group

The Totland Parish Plan is an opportunity for the people of Totland to create a vision for the future and a blueprint for action to improve village life.


The aim of the plan is to consult as widely as possible within the parish to allow residents to express their concerns and wishes, and to use this information to seek funding for popular projects to improve the village and its environment.

The Totland Parish Plan has taken nearly 18 months to produce and has involved a great deal of work from my steering committee and it is right that I recognise the contribution they have made in the production of this valuable document.

This plan has two functions. The first is to provide Totland residents with an insight into its history, and the current issues that our village faces. This is covered in the first part of the plan. The second function is to highlight problems that Totland has in terms of unemployment, housing, health, recreation and the issues of young people, and bring these to the attention of the relevant bodies in order to attract funding to the area. The action plan covers all issues raised in both the adult and young peoples survey and has clear objectives that I hope will begin to address local concerns.

INTRODUCTION TO TOTLAND

The Parish of Totland lies at the western extremity of the Isle of Wight. It is defined by its geography, the perpendicular chalk cliffs of the southern coast and the coloured sands of Alum Bay being the up-ended bottom of an ancient ocean; the horizontal northern clays deposited more recently, all sculpted into shape by 10,000 years of marine erosion.



Site of Marconi transmissions at Alum Bay

The parish is surrounded on three sides by 9km of dramatic coastline, with the Needles chalk stacks amongst the most famous sites of the UK. The cliffs of Alum Bay and the Needles were used for building fortresses and experiments with early radio and the British Space Programme. The village was built as a luxury resort for the rich and has matured into a vibrant inclusive community.


The Manor of Weston: 686- 1894

Until the end of the nineteenth century Totland was largely uninhabited. The earliest farmers of the Wight used it for impressive funeral mounds. As its name suggests it was a "look-out land" with great wooden invasion beacons dominating the hilltops from the fourteenth century onwards.

From 686AD Totland or "Weston" formed the western manor of the Saxon parish of Freshwater. It was used for grazing, fishing and hunting rather than raising crops. There were a few farms including Weston itself, Nodewell, Stoats and Warren.

In the thirteenth century the French lords turned Headon Hill into a rabbit "warren" and minerals were quarried in various parts of the parish. During the heyday of the smuggling industry (1700-1850) Totland played an important part in the trade and was garrisoned by Coastguards.

In 1828 the wealthy William George Ward was "Lord of the Manor of Weston Brayboeuf". He built Weston Manor and Headon Hall at Alum Bay. He entertained Tennyson and many intellectuals of the mid-Victorian period.




Rocket motor test site, Highdown

The Creation of Modern Totland

The mid-nineteenth century saw the beginning of dramatic changes for Totland. From the 1850s the Coastguard cottages at Alum and Totland bays, the new Needles lighthouse and artillery garrisons at the Needles, Hatherwood Point and Fort

Warden were constructed. An RNLI lifeboat was stationed at Totland Bay from 1869 until 1924. In 1870 the Totland Bay Estate Company bought the Ward Estate and set about building a



Replica beacon, Alum Bay

planned luxury resort at Totland Bay. A new road from Yarmouth, the huge Totland Chalet Hotel and a 450 foot pier were built by 1880. Around the new central village lined with pretty shops a fairyland of grand unique villas was built. In 1875 Christ Church was built by public subscription and in 1888 Totland became a separate ecclesiastical parish.

In 1894 the feudal manor court was replaced by an elected civil parish. In 1901 the original Church Hall was built followed by the great Methodist Church in the Avenue and Tennyson's Monument in 1904. In 1905 the Parish Council purchased the Turf Walk. By this time (1903) the population had mushroomed tenfold in forty years to 1,328. In 1923 the Catholic Church was opened.

Economic and Social Crisis 1970-

Totland remained a genteel tourist/convalescence/retirement resort

until the 1970s. At that time in addition to the great hotel, Fort Warden Holiday Camp and the Country Club a large number of the larger villas had converted into hotels. The Broadway had almost every kind of high street shop from the bakers, butchers and grocers to ladies clothes, photographers, bank and bookshop.

After 1970 the Totland Bay Hotel closed and was demolished, Fort Warden Holiday Camp, the Country Club and the pier closed as did the Readers Factory on Amos Hill. Lacking a mass tourist and manufacturing base the village went into economic decline. The Broadway, saw all but a dozen of its retail businesses close. Government services such as the doctor, dentist, police and Coastguard station were all withdrawn.



The Broadway, Totland

In the 1990s a series of popular moves began to try to rescue the village, the Totland Village Association, the Totland Regeneration Partnership, the Small Market Towns Initiative and the West Wight Landscape Partnership. The result of these efforts so far has been the formation of the Totland Village Trust and the decision to make a Totland Parish Plan.

HOW THE PLAN WAS MADE

Discussion on creating a Totland Parish Plan began in 2005. In December an application was made for Department for the Environment Food and Rural Affairs funding through the Rural Community Council by Isle of Wight Councillor for Totland George Cameron and parish resident John Holsburt. The application was successful and in February 2006 a public meeting of residents and parish councillors met to form a Steering Group to action the grant and complete the plan. John Holsburt was elected Chairman.

The Steering Group designed two surveys to find out the views of as many people as possible, an adults survey and a young peoples (aged 10-16) survey. A focus group of young people met twice to formulate the young people's questionnaire. They also identified key issues for young people

Articles and advertising were paid for in the West Wight Beacon, the local free door-to-door monthly magazine. The project was also advertised on the Totland parish website.



Tennyson's Monument

During the Art on the Turf Walk exhibition and at a subsequent indoor car boot sale, steering group members talked to and explained the purpose of the Parish Plan and canvassed local residents to express their views.

Young people were consulted at Totland Recreation Ground by members of the steering group on ten occasions.



Totland Pier

Copies of the adult questionnaire were distributed to all households with the West Wight Beacon and other copies made available at the parish office and could be downloaded from the website. Others were distributed through the church hall and coffee mornings. Letters were sent out to particular families to request their input.

The young persons questionnaire was circulated through the middle and high schools.

Both questionnaires are reproduced in this booklet and the results are given in the form of bar charts, interspersed with some of the notable comments made. This is followed by a summary of all the results and an Action Plan to see how we can make a real difference to the future of Totland.

COMMUNITY

The number of questionnaires distributed totalled 1,526 adult and 70 young persons. Of these, a total of 248 (16%) completed adult questionnaires were returned for analysis by the Steering Committee, and 34 (48%) from the young persons survey.

A further 300 people came forward at the Art on the Turf Walk exhibition and at the popular monthly indoor Car Boot sale at the Church Hall and expressed their opinions and concerns, all of which are included in this plan.



Banner Making, Church Hall

Totland currently has about 1,200 households and a population of 3,000 (2,983 in the 2001 census).

The census showed the village having an unusually dependent and low income population. About a third of the population are over 65 years old, twice the national average. 20% are under 20 years old compared to 25%. There are very few services for teenagers compared to other age groups.

A quarter of the total population have a limiting long term illness (27% compared to 18% nationally). Only 25%

of the population have a full time job (compared to 41% nationally) so income levels for most people are relatively low.

The workforce is relatively unqualified. Of the working population 28.9% (25.6% nationally) are classified without qualifications compared to just 18.5% with higher level qualifications (compared to 25.55% nationally). Youth unemployment is significantly higher and there is a large migration of younger people away from Totland.

The parish also has comparatively higher levels of seasonal and part-time employment, one-parent families, claimants of Job Seekers Allowance, disability allowance and free school meal provision. Many people are full and part-time domestic carers. All these are factors in depressing earned income. This is accentuated by a relative lack of social housing, just 9% compared to 19% nationally leading to a reliance on more expensive private rented accommodation, which in turn is relatively scarce.

The lack of local state services like policing and health has been strongly criticized. There is concern over the general level of health services and a strong demand for an NHS dental service for the area. There is also a demand for more visible police presence and a public willingness to develop Neighbourhood Watch schemes.

The village has an active community life. In addition to the three churches there are two successful primary schools, two nurseries, two pubs, hotels, cafes, a seaside restaurant and a village hall.

The Church Hall in The Broadway is central to Totland and is the focal point

of parish life. It is used by several local groups including WI, music, drama, art, scouts and brownies. It is also used as the district Polling Station for general and local elections.



Totland Church Hall, The Broadway

The Hall is well over one hundred years old and is owned by the Diocese of Portsmouth. It is in very poor condition, the internal layout is restrictive, access is difficult and the building does not meet modern day standards.

Public consultations for this Parish Plan have identified that a Community Resource Centre for Totland is a priority. The church hall is the ideal site, but the existing hall is not fit for purpose and in time the facility will be lost completely as the fabric deteriorates further, possibly within the next twelve months.

A recent surveyors report advises the most cost effective solution is to completely demolish the existing structure and replace it with a purpose built, user-friendly building, designed to the latest construction standards and statutory requirements, including access for the disabled, fire regulations, etc.


To facilitate this, the Totland Village Trust will need to obtain funding from

external agencies; acquire the lease from the Diocese; submit detailed building plans and oversee construction of the new centre.

Existing facilities for teenagers are inadequate and responses to the Young Persons survey indicate that boredom is a major factor among young people. The resultant social consequences of such boredom are well known and to counter this, the aim is to incorporate youth facilities in the new building.

The Totland community resource centre proposal received overwhelming backing in the adult and young persons surveys.

There is also very strong support for the development of new community events. Significant annual events include the Freshwater and Totland Carnival, the Art on the Turf Walk exhibition, a pantomime and a Christmas Parade.



Public conveniences, Colwell Bay

There are public conveniences at Colwell and Totland bays. They are the responsibility of the IW Council. In recent years the toilet at the Recreation Ground has been closed through vandalism and is now scheduled for demolition. The other toilets are in poor condition. The toilets at Totland Bay are

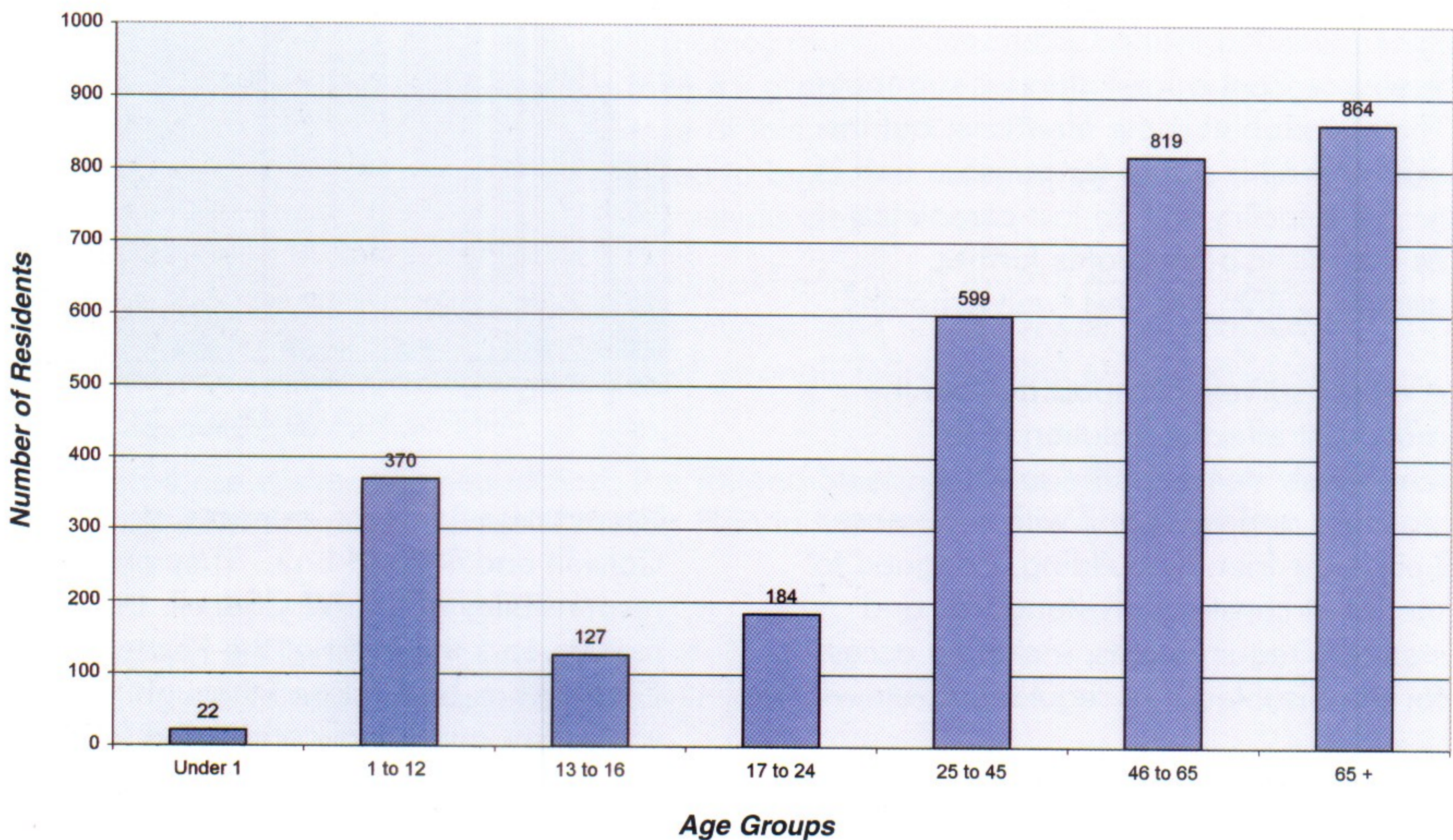
closed for part of the year. The survey shows overwhelming support for the upgrading and improved maintenance of these facilities.

There are a number of open spaces owned by the parish including the Turf Walk, Stokes Green, Turvill's Field, Jubilee Pump and Cokes Green. Totland Bay beach and pier are owned privately. Totland Recreation Ground, Colwell Common, and the land around the Fort Warden development are owned by the IW Council. These open spaces are a cause of concern and the first priority of the young peoples survey who wish to see development of the Recreation Ground. Comments from the young persons' survey stated that they want CCTV, more benches, nets behind the goals and netball/basketball hoops.



Totland Recreation Ground

Age statistics for the Parish of Totland from the 2001 Census



TRANSPORT

Totland is naturally isolated by its geography and by high bus and ferry costs relative to income. For example Bournemouth visible just 10km/6m away is about two hours away by bus, ferry and two trains. The population is dependent for most retail, health and social services on the neighbouring village of Freshwater (1km), which has a volunteer fire station, middle school, health centre, Sports Centre with Youth and Community centre attached, library and a wider range of shops.

The nearest town and port of Yarmouth is 5km/3m away but it is smaller in size and population than Totland. There is a ferry connection to the small port of Lymington (with a connecting rail service to the main line at Brockenhurst). The Island's capital, Newport, is 19km/12m away up to one hour by bus. The hospital lies between Newport and Cowes and can take 90 minutes to reach by bus.



Parish boundary, Middleton

Residents have expressed concern over speeding traffic and coaches on narrow lanes. There is limited street parking for the local shops and major traffic issues relating to speeding traffic, roads

lacking pavements that are no longer safe to walk and the declining state of the roads. One area of concern is the lack of a pavement along the length of Colwell Common.



A3054 Colwell Road, Colwell Common

In the last two years there has been a marked improvement in the bus service provided by Southern Vectis. Last April saw the introduction of "Student Rider" passes allowing all resident school students to travel for 50p, along with free travel for the over sixties.

There have been significant improvements in the frequency and range of local bus services. However, one third of respondents stated that public transport did not meet their needs. Further research indicates the high cost of travel on public transport makes it financially unattractive to travel long distances for low pay. Also, the need to change buses in Newport (with associated costs) when travelling to St. Marys Hospital is of major concern to non-car owners.

There is no provision for cyclists, despite the growing potential of cycling tourism.

The pier is a potential entry point but is currently closed to the public.

ECONOMIC

The largest company in the parish is the Needles Park at Alum Bay which is visited by about 450,000 tourists each year. There is a full time staff of about 40 and about 100 seasonal staff. This commercial success has little effect on the main village. The reasons for this are uncertain. From a business point of view this is worth consideration.



Needles Pleasure Park, Alum Bay

Tourism has declined in importance as a source of employment since 1970. There has been a much more dramatic decline in manufacturing employment. In 1970 hundreds of skilled and semi-skilled workers were employed in factories in Totland (Readers), Freshwater (Millways, Acorn Spring Works, Golden Hill Fort) Yarmouth (Turner-Smith), Lymington (Wellworthy's) and further east at Dixons and Ronsons of Forest Road.

The geographical location of the parish and high transport costs coupled with a restricted workforce, does not make the West Wight an attractive site for a major employer. However, we should support local businesses and shops and work closely with other parishes in developing starter units and creating opportunities for local people.

There is a nursing home and care homes in Totland. This is generally manual work. Many others work as building labourers and in servicing the domestic economy, e.g. gardeners and odd job maintenance. Wages in all these trades are low, hours often irregular, seasonal and part time.

Due to the ongoing rise in property and land prices there has been a boom in house building. The Island has some of the highest population growth in the country due to inward migration. As a result over-development has become a significant political issue. Some objectors see the unique environmental heritage of Totland being destroyed by modern development, some believe the ageing infrastructure of sewers, water, roads etc. cannot cope. Others are concerned that the modern housing tends to be way beyond the income of local people. Average house prices are in excess of seventeen times the average local wage. There is a clearly identified need for affordable housing both to purchase and to rent.



Building development, Cliff Road, Totland

The IW Council foresees a further 145 new houses by 2011. Overdevelopment is the number one concern in the survey.

Totland needs a "Village Design Statement" which would provide a "supplementary planning document" to give local planning officers more control over inappropriate development in and around the village. It is also important that we take an interest in the new "Island Plan" to ensure that new non-affordable houses do not continue to be built at the present unsustainable rate.

There is a demand in the young persons' survey for more shops in Totland.



Concrete beach huts, Colwell Bay



New development, Fort Warden Heights, Totland

ENVIRONMENT

The stunning coastline and countryside of the parish are of spectacular variety and importance. Two thirds of the parish are classified within the Area of Outstanding Natural Beauty (AONB). Over half is either designated as a Site of Special Scientific Interest (SSSI) or Site of Importance for Nature Conservation (SINC). Another tract of land, around Weston Manor between Summers Lane and Moons Hill, is protected as an "Historic Park".

The parish has an excellent network of footpaths which were managed by the Parish Council but have recently been taken over by the IW Council.

The preservation of the natural environment was clearly highlighted in the survey. *"Totland has some of the most scenic beauty spots. Do not allow over development to spoil this."*



Totland Footpath T1

One area of clear concern was the transfer of the parish footpaths to the control of the IW Council three years ago. Totland has one of the best parish footpath networks on the Island, a total of 31 separate footpaths over twelve miles of rights of way. Previously the

parish managed the footpaths with a grant from County Hall and used its own budget for small additional tasks. The results of the new system have been disappointing. There have been many complaints from residents who wish the parish to take back management control.

A related concern is disgust over dog fouling and the failure of some dog owners to clear up after them.



The Turf Walk, Totland

Considering the dramatic loss of tree cover that has occurred since the 1970s after the advent of Dutch Elm Disease there is also a clear interest in replanting trees shrubs and bulbs, as clearly shown in the survey. Like the Island as a whole Totland has an extraordinary variety of native and introduced plants. There is considerable interest in developing a record of the variety of the local flora.

NEXT STEPS

After completing a comprehensive questionnaire and survey as part of the process of preparing the Parish Plan, the Steering Committee interpreted the findings and outcomes into an Action Plan designed to deliver the improvements so urgently needed.

As the parish has witnessed the gradual decline in its infrastructure through a lack of investment and deficient maintenance, many improvements contained within the Action Plan require new and additional funds to be found. The Parish Council will have the responsibility for delivering and managing the key objectives and will need to compete against many other Parish Councils and Needy Causes, for funds and grants.

Whilst the evidence and justification for the need to achieve these targets within a relatively short timeframe is not questioned, the Parish Council will look to every source available to raise the funds required within the plan. Furthermore, the Council will encourage all sections of its local community to participate and help deliver the objectives and where it is felt necessary, use professional expertise to assist the committee achieve its goals within the prescribed timeframe.

The Parish Council has now taken immediate steps to establish its Parish Office as a community resource centre, available to all residents, to help, assist and work towards delivering the Plan. The key to a successful implementation strategy is co-operation, collaboration and commitment between the Parish Council, its partners and most importantly, the local community.

Ownership of this document now passes to Totland Parish Council, who are responsible for implementation of the Action Plan. As part of the monitoring process, the Steering Group will review progress after six months and their findings will be communicated to residents via the West Wight Beacon or the Parish newsletter. Following this review, the action plan will become known as the Delivery Plan.



Totland Parish Council Office, The Broadway

The Plan sets the Parish Council key priorities and timescales. To this end, it is absolutely vital that the residents of Totland become more involved, by volunteering their services wherever possible and supporting the Council in any project associated with this Plan.

Our partners have suggested carrying out a more detailed survey focussing on the needs of young people in the parish. However, this depends on securing adequate funding and finding a group willing to take this on.

Totland: Your Home, Your Choice

There is £5,000 funding available for Totland to write a parish plan for our future. The purpose of this questionnaire is to gather the views of Totland residents and produce a plan that will be used to bid for further funds, in order to make Totland a better place to live.

Please take the time to fill in this survey and return it to Totland Parish Office or the Chemist by Monday, 2nd October 2006. Your views are important and the success of the plan will very much depend on your contribution.

Please tick appropriate boxes

ABOUT YOURSELF

Gender: Male Female

Employment: Employed Self-employed Unemployed Retired Student

Age group: 16-24 25-44 45-65 66-75 over 75

RECREATION and PUBLIC OPEN SPACES

Do you support the proposed re-development of Totland Church Hall site as a Community Centre? Yes No

Would you support more annual events within the parish? Yes No

Do you feel there are enough public toilets within the parish all year round? Yes No

Is dog fouling a problem in your area? Yes No

Should the responsibility for and maintenance of Totland's footpaths revert to the Parish Council? Yes No

CRIME and DISORDER

Do you feel safe in Totland? Yes No

If No, please state reason

Are you concerned with vandalism? Yes No

Are you concerned with serious crime e.g burglary? Yes No

Would you participate in a neighbourhood watch scheme? Yes No

PLANNING and DEVELOPMENT

Do you want to see more affordable housing for Totland families? Yes No

Would you consider joint ownership, if it was available? Yes No

Do you feel that local views are taken into consideration with regard to planning issues by the Isle of Wight Council? Yes No

HEALTH and COUNCIL SERVICES

Are you satisfied with local Health Services? Yes No

If Not, please state reason

Are you satisfied with local dental services? Yes No

If Not, please state reason

Are you satisfied with the Isle of Wight Council? Yes No

If Not, please state reason

Are you satisfied with Totland Parish Council? Yes No

If Not, please state reason

TRAFFIC and PUBLIC TRANSPORT

Are you concerned with the speed of traffic through Totland? Yes No

Do you feel that Totland would benefit from improved traffic control measures? Yes No

Does Island public transport meet your needs? Yes No

LOCAL ENVIRONMENT

Would you support a tree and bulb planting campaign co-ordinated through the local schools? Yes No

Would you support a survey to catalogue the flora and fauna in Totland? Yes No

Would you financially support the making of a film of Totland as it is now? Yes No

Finally, if you could change three things in Totland that would make it a better place in which to live, work and relax what would they be? 1 top priority, 2 medium, 3 low

1

2

3

Your Comments

.....

.....

.....

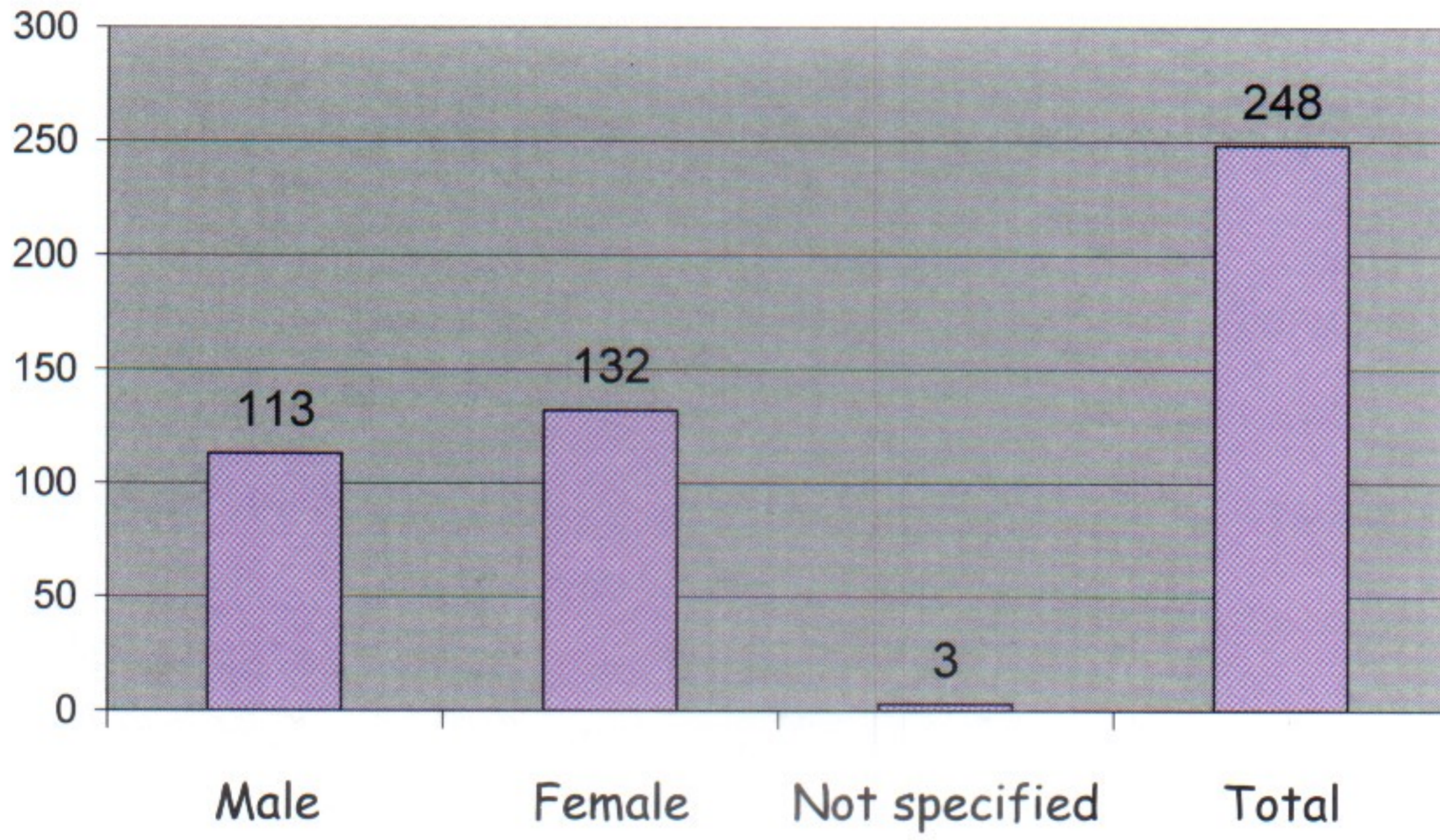
.....

.....

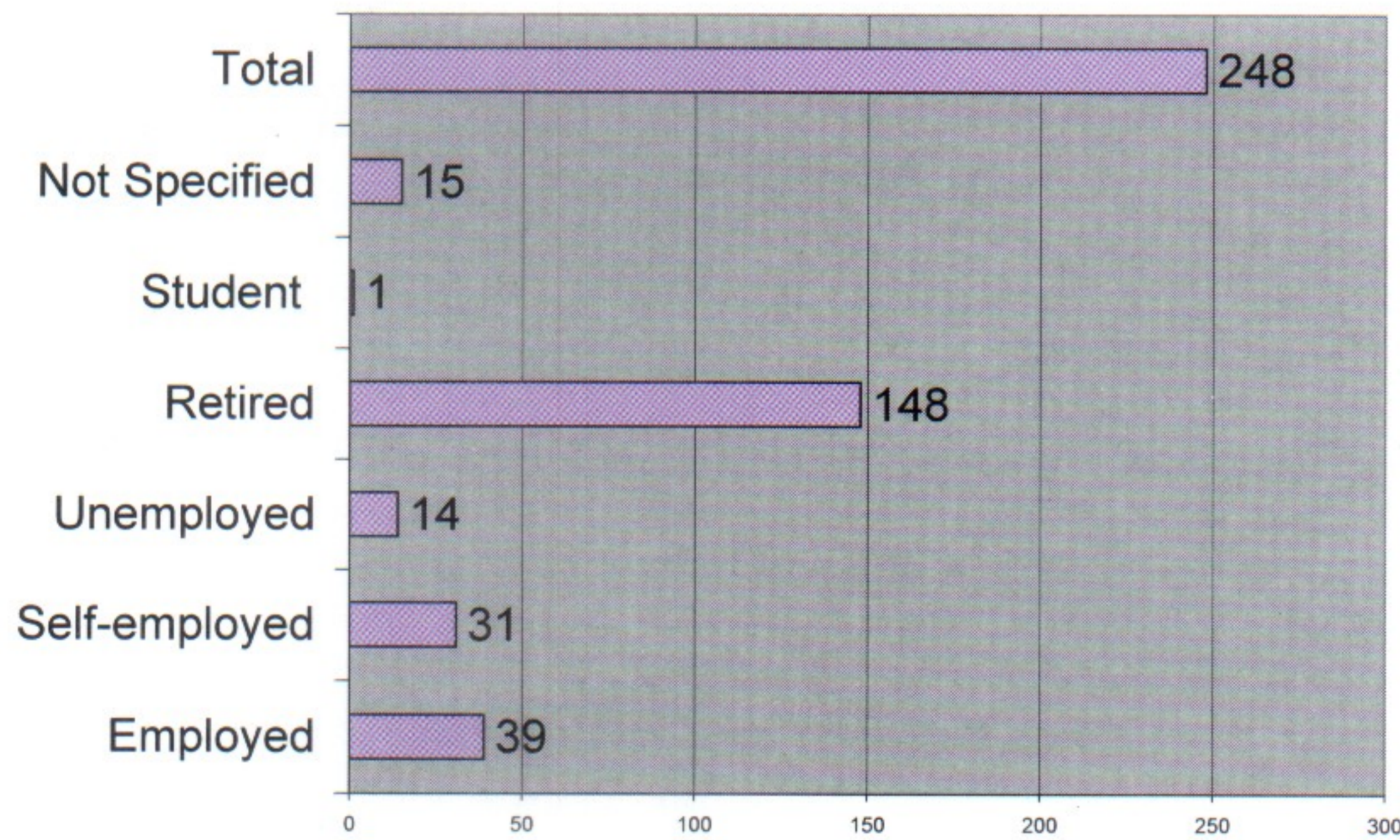
Thank you for taking the time to complete this survey

ABOUT YOURSELF

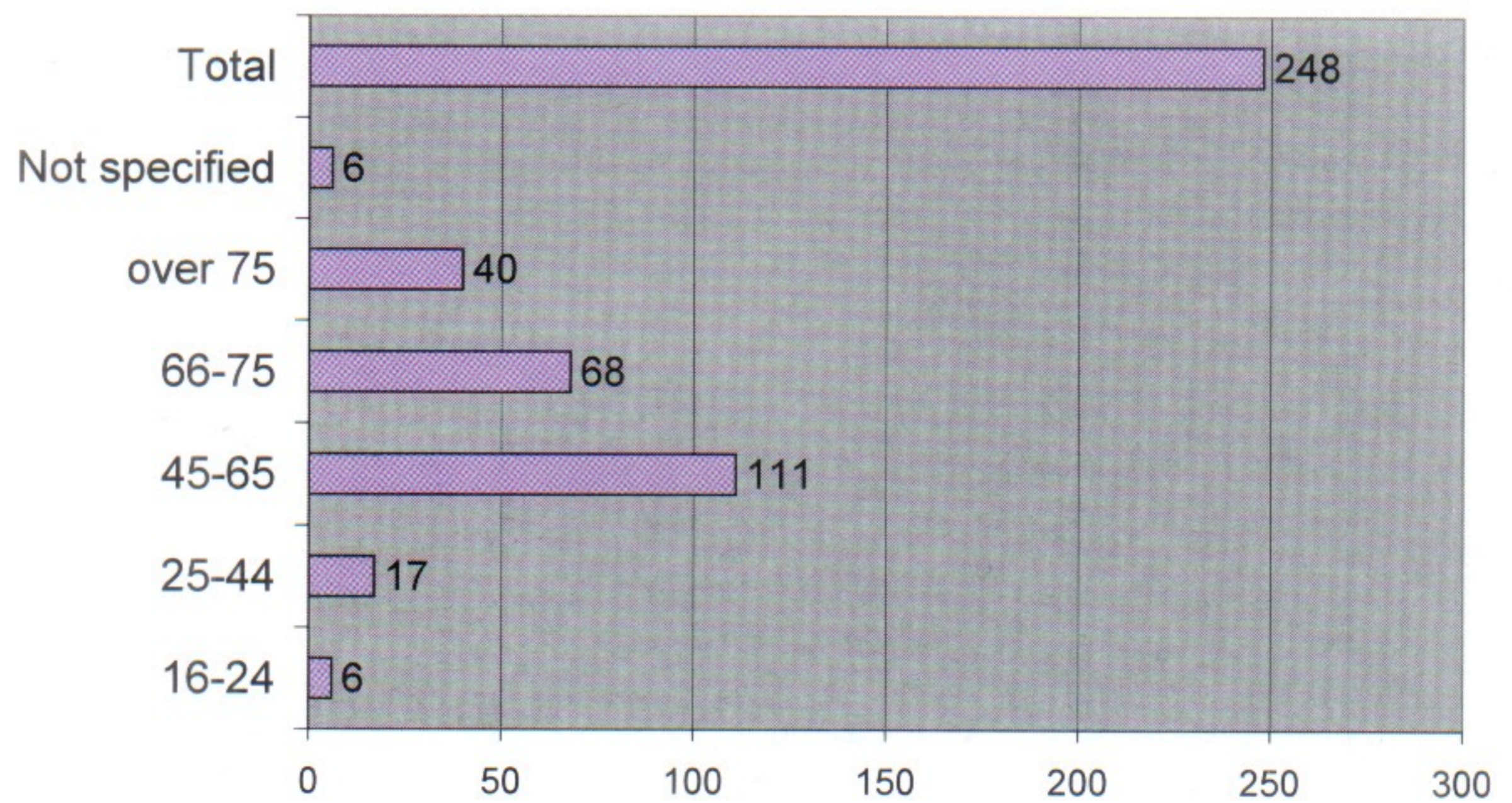
Gender



Employment

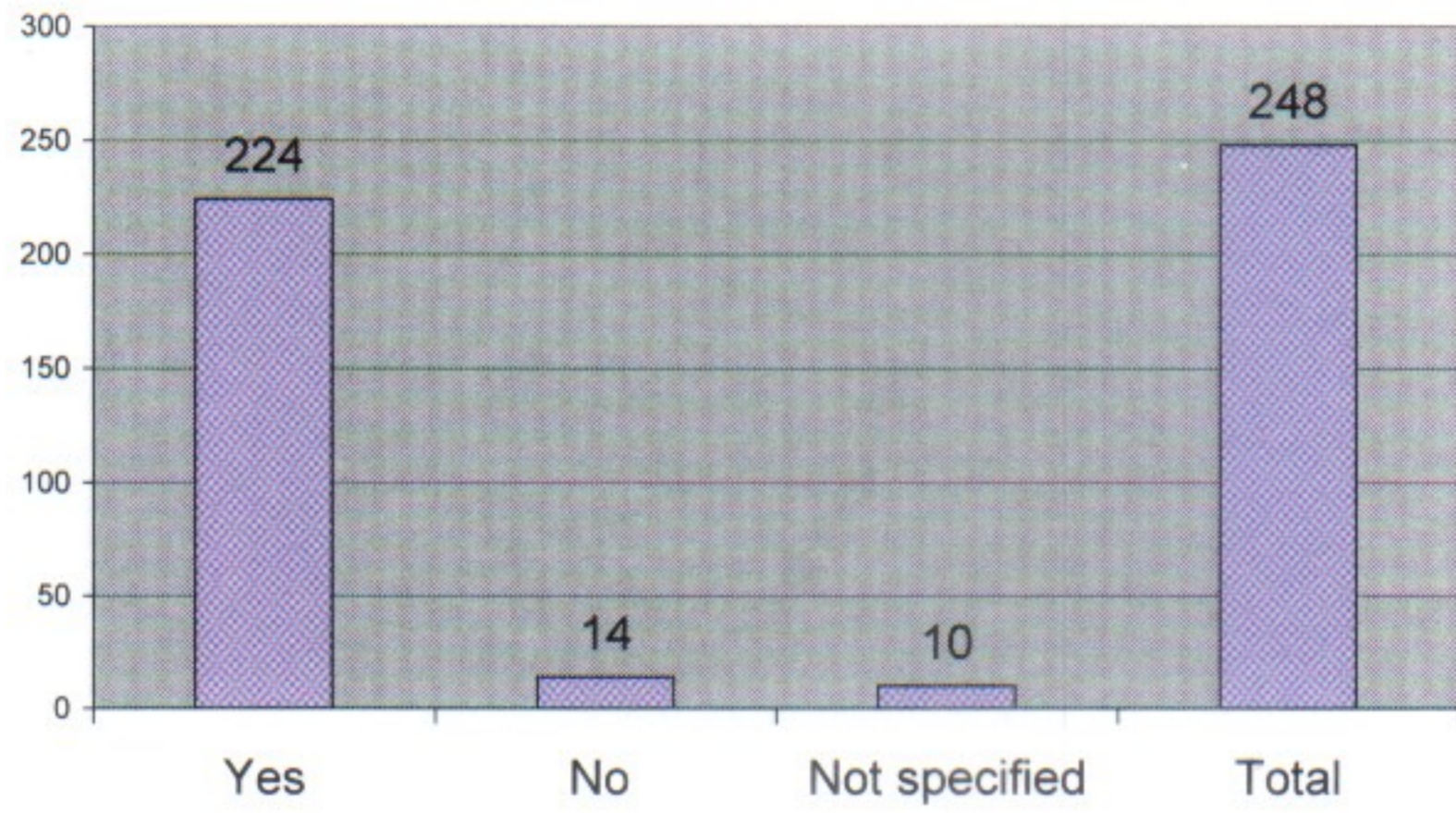


Age Groups

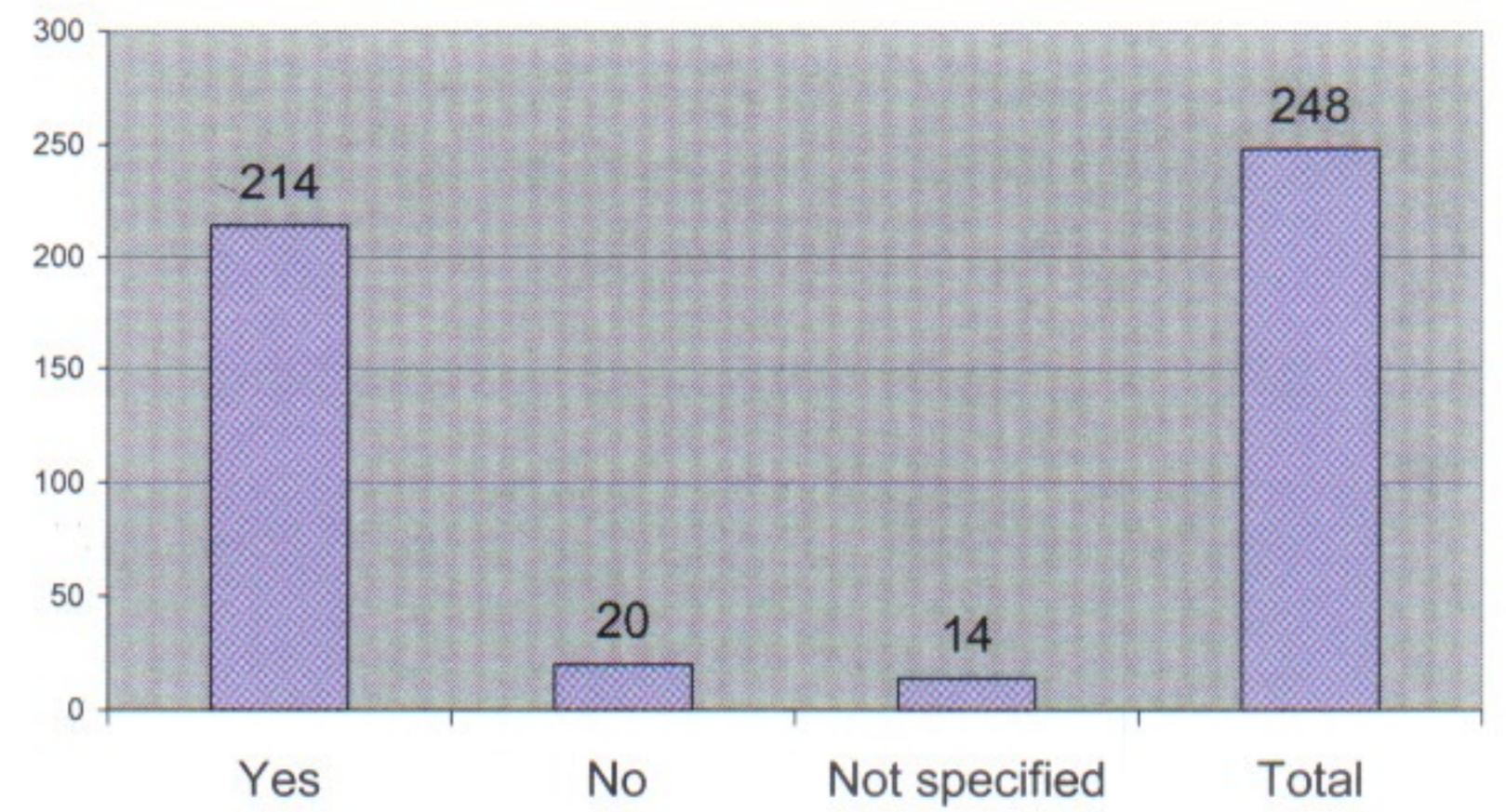


RECREATION and PUBLIC OPEN SPACES

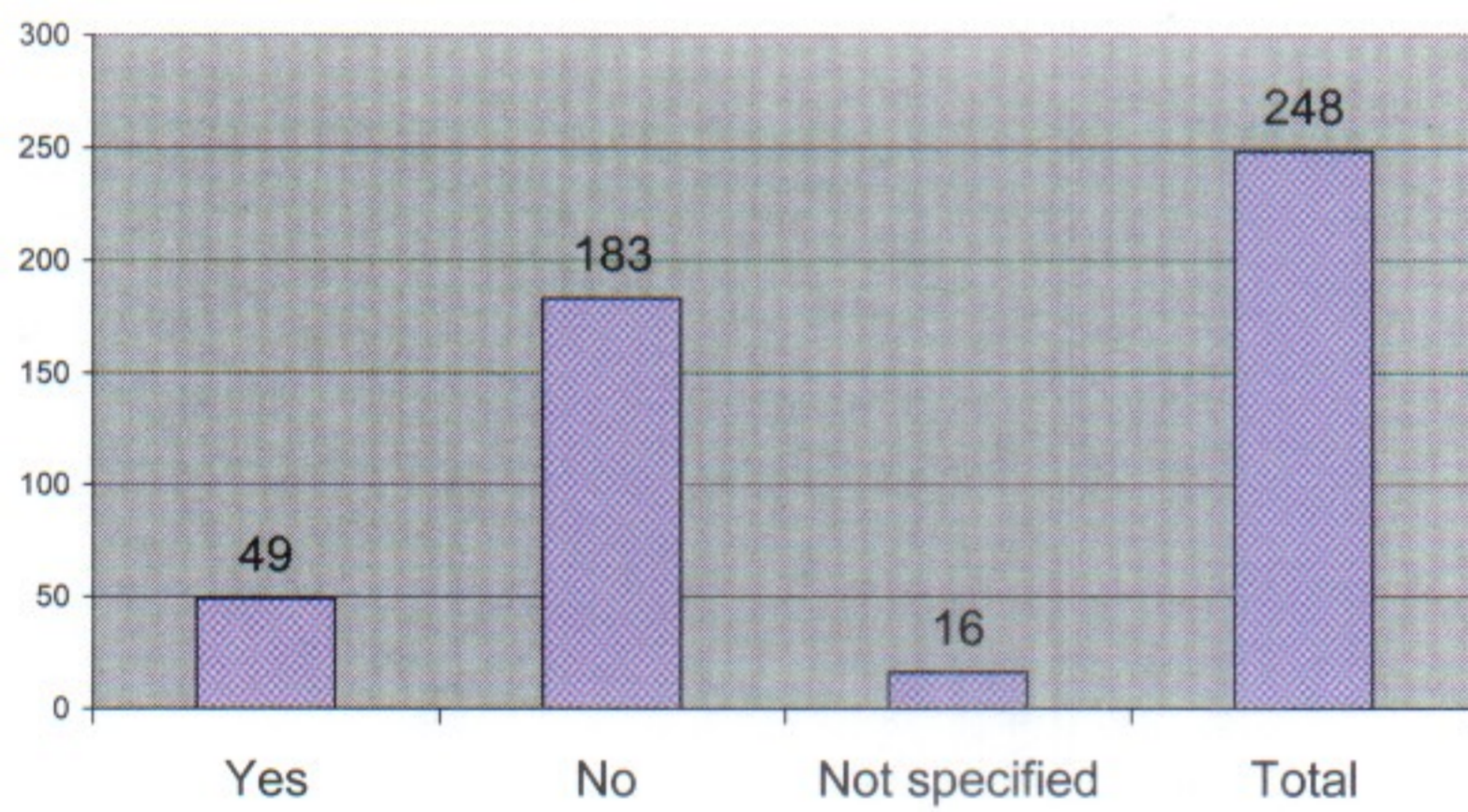
Q1 Do you support the proposed re-development of Totland Church Hall site as a community centre?



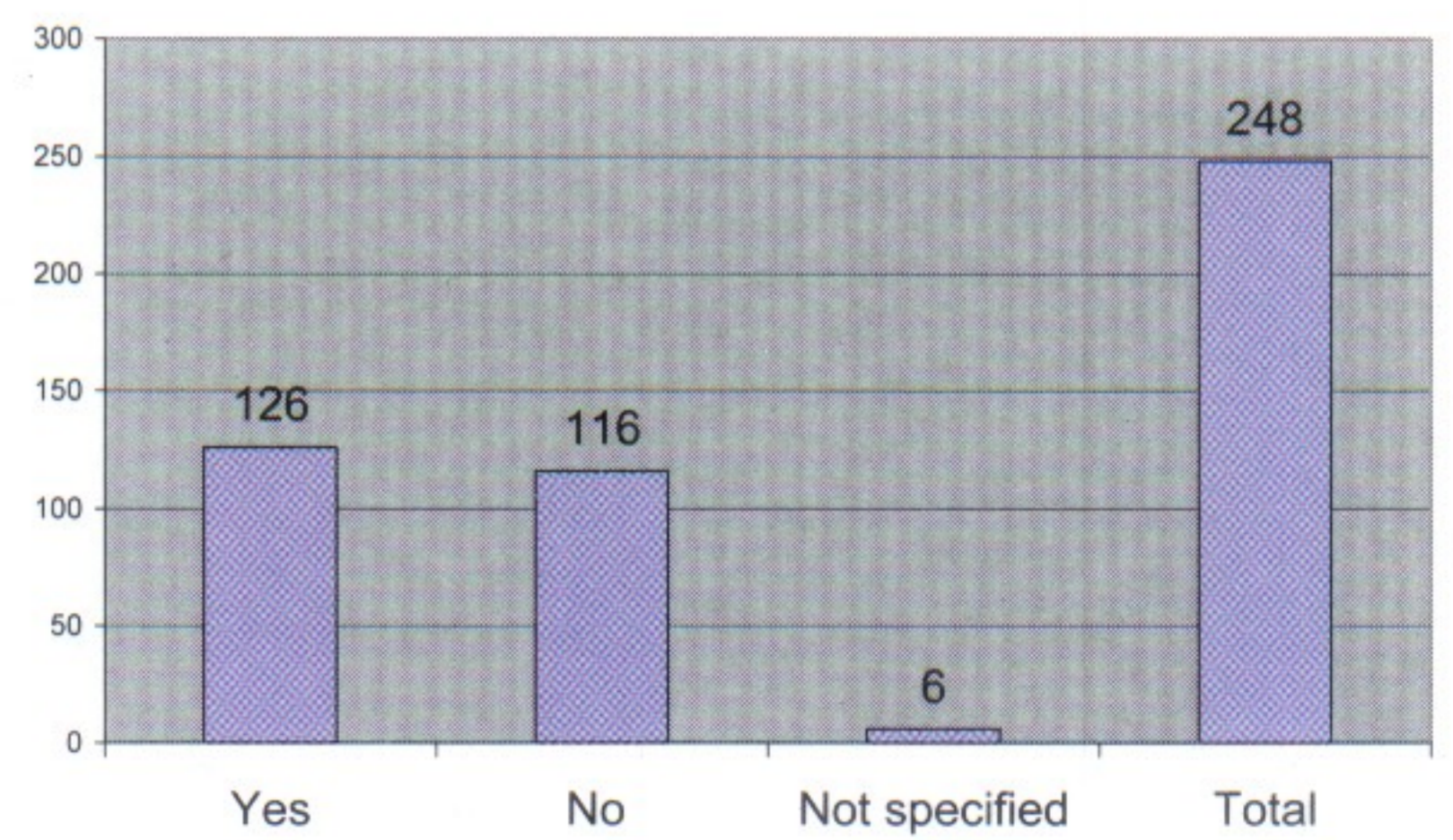
Q2 Would you support more annual events within the parish?



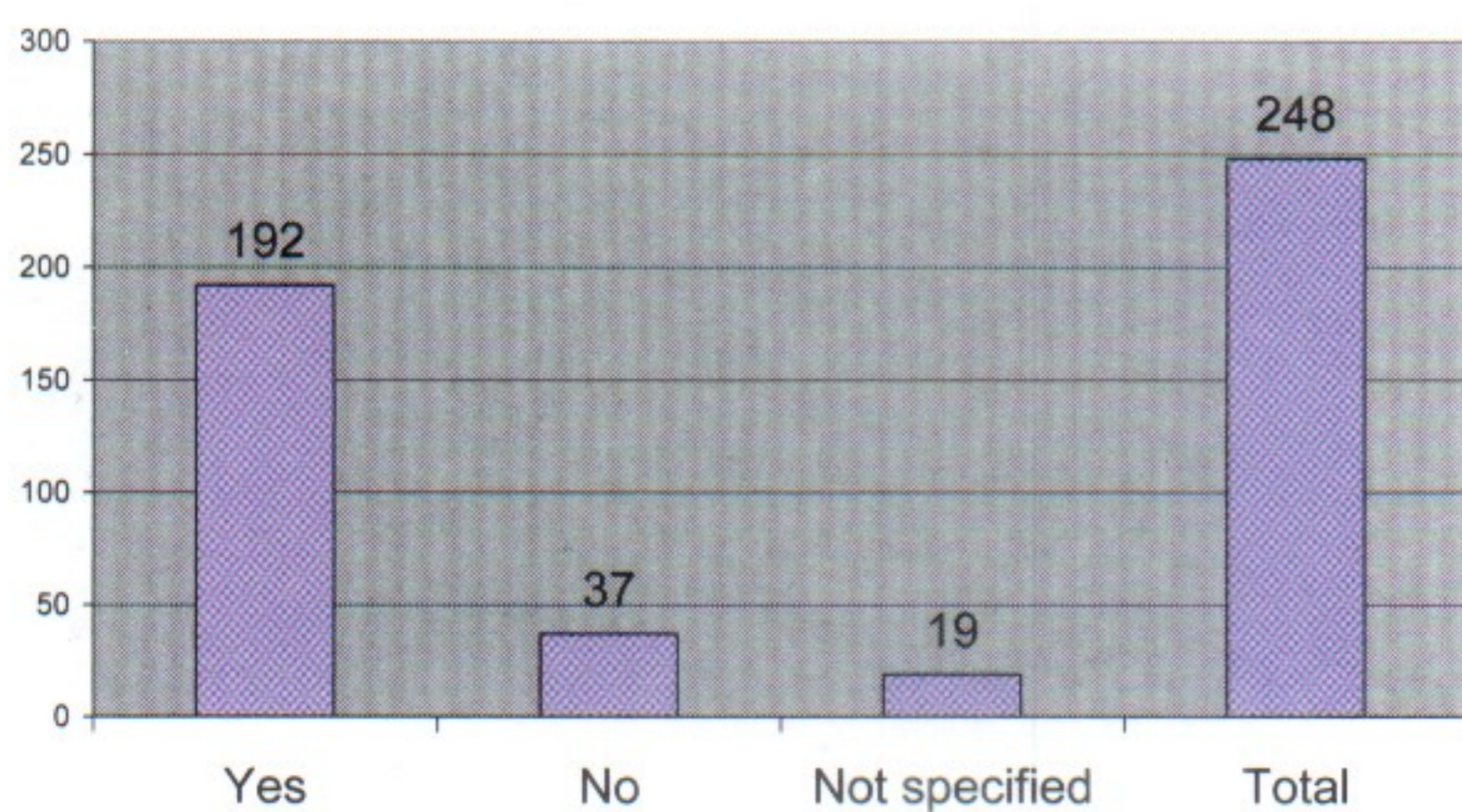
Q3 Do you feel there are enough public toilets within the parish all year round?



Q4 Is dog fouling a problem in your area?

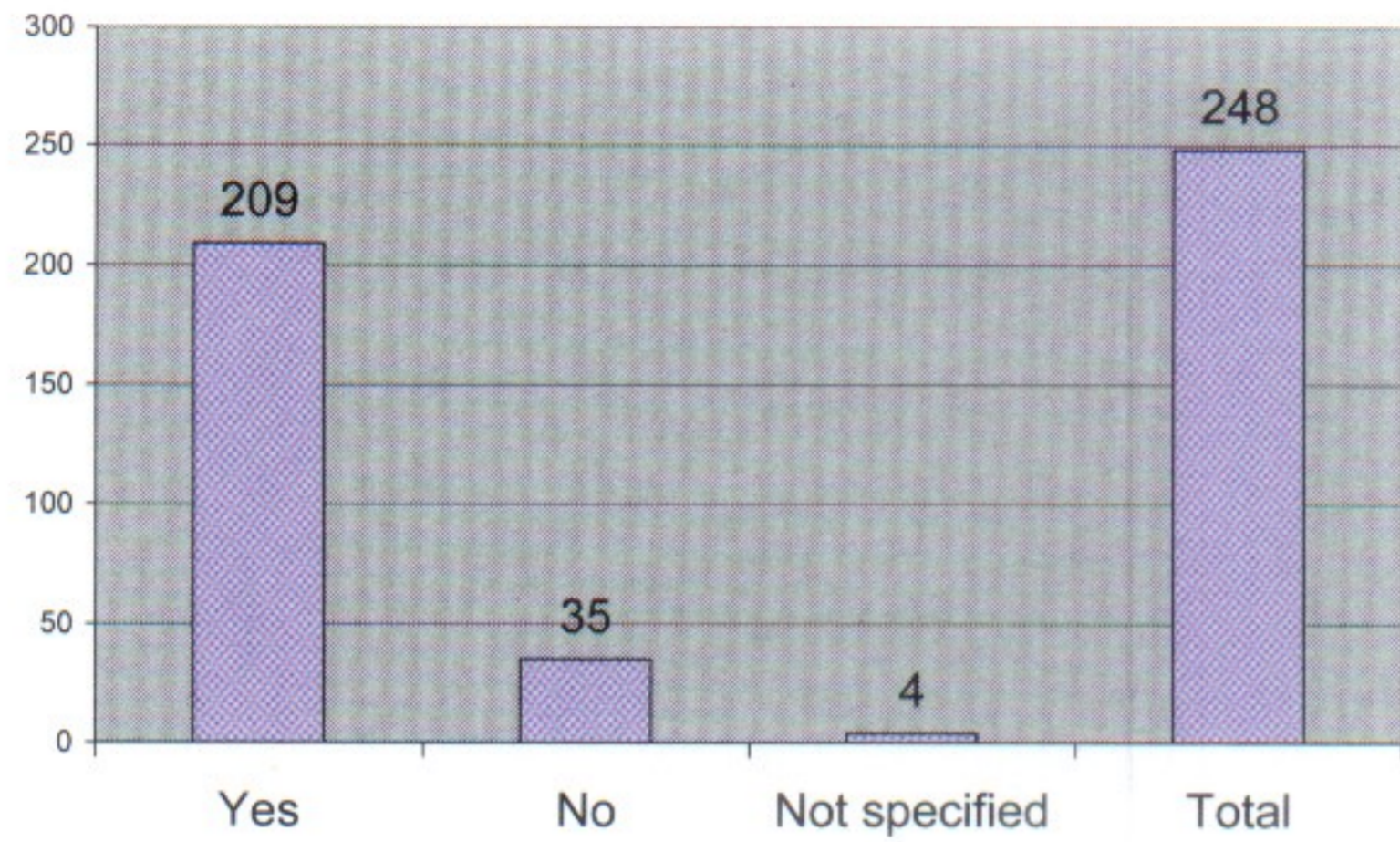


Q5 Should the responsibility for maintenance of Totland's footpaths revert to the Parish Council?



CRIME and DISORDER

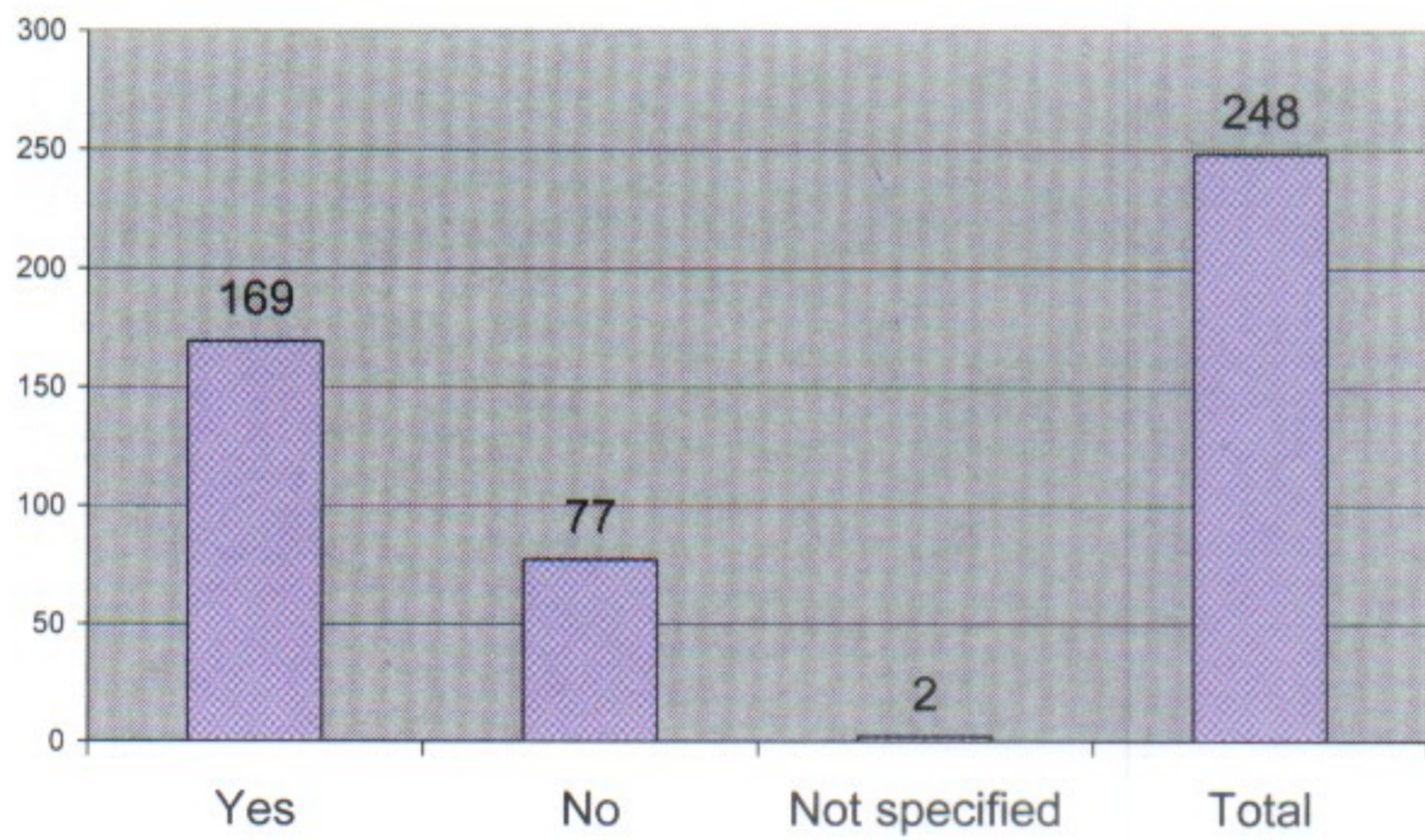
Q6 Do you feel safe in Totland?



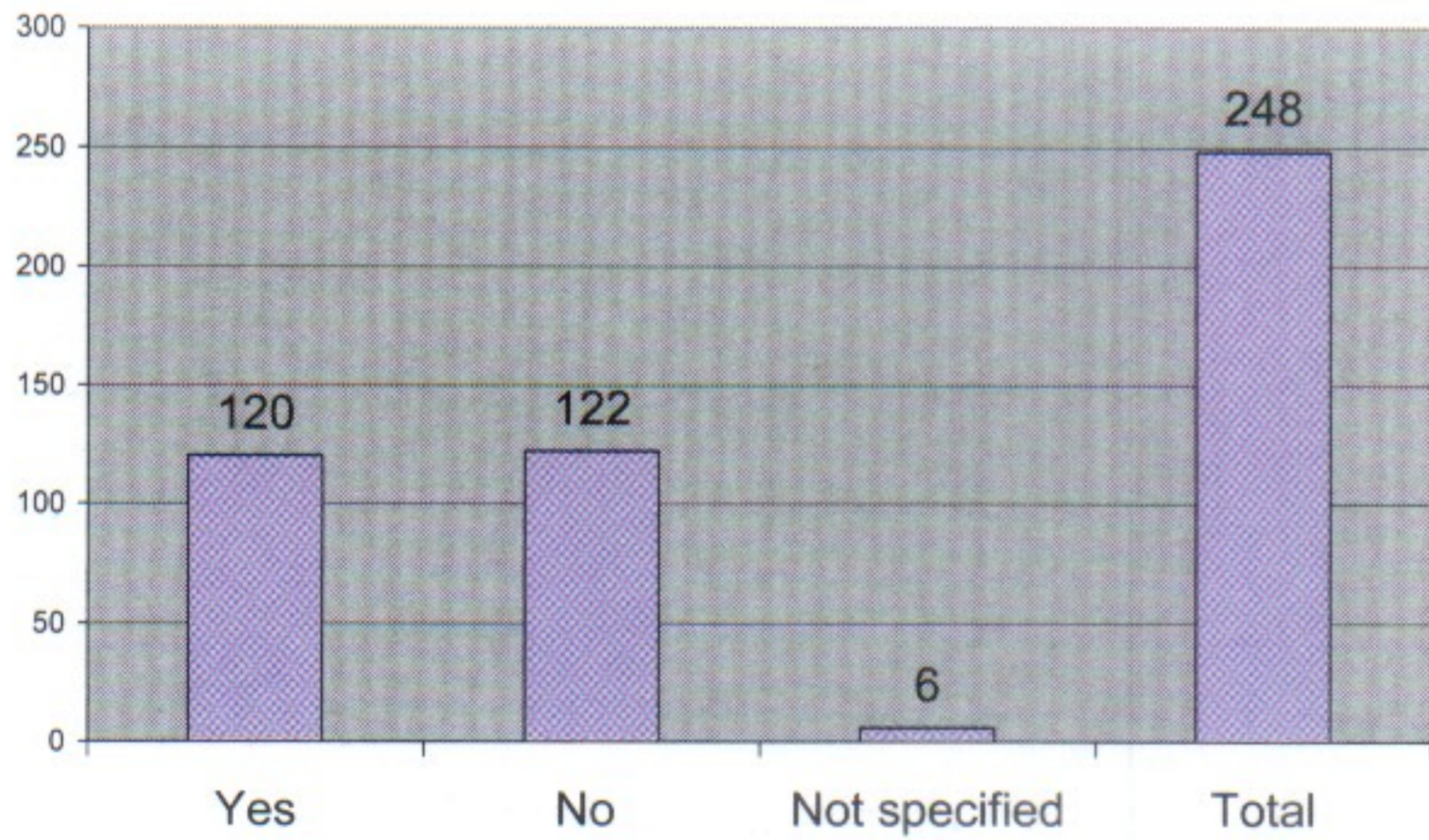
Main reasons respondents do not feel safe in Totland:

1. Groups of youths
2. Lack of police
3. Speed of traffic

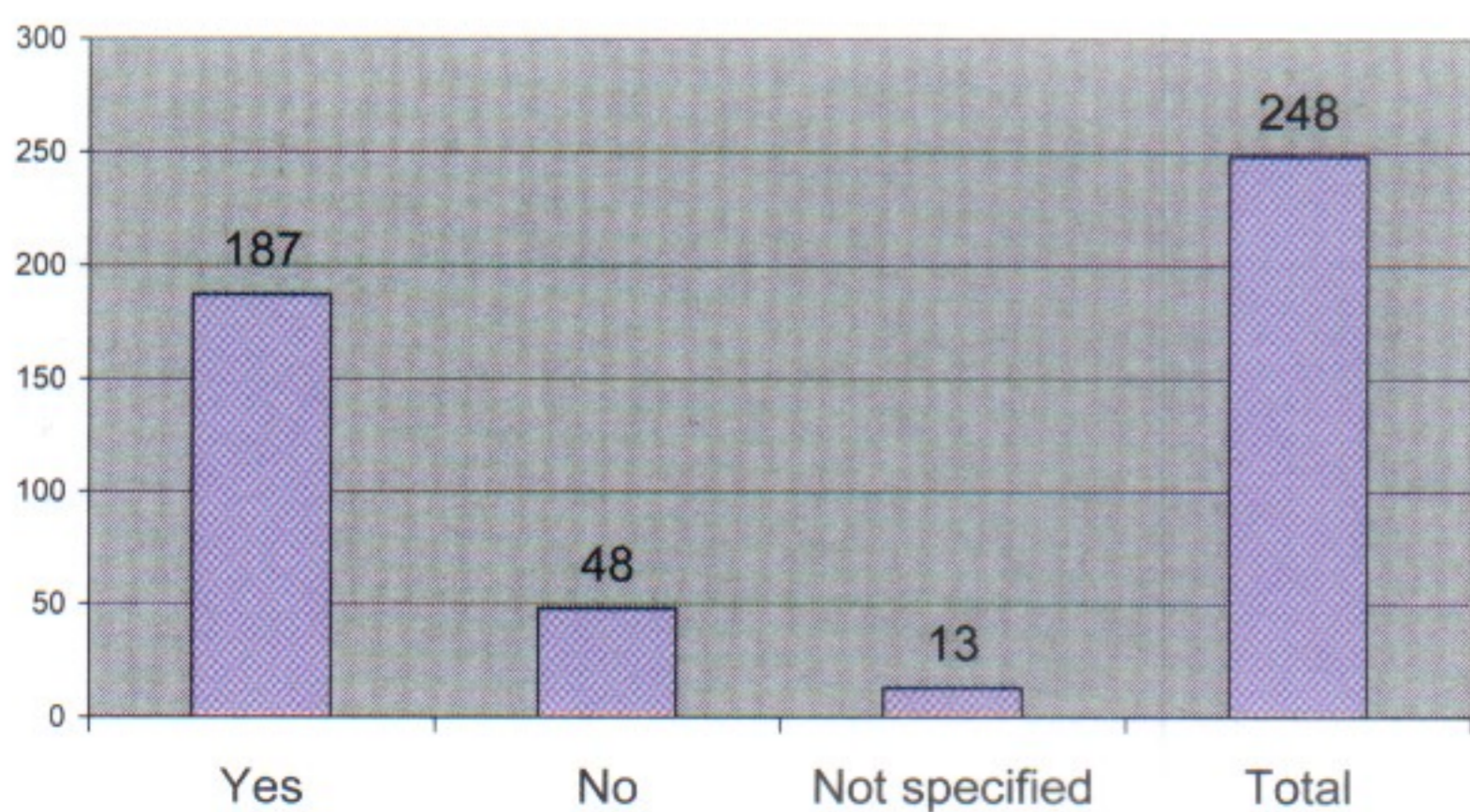
Q7 Are you concerned with vandalism?



Q8 Are you concerned with serious crime eg burglary?

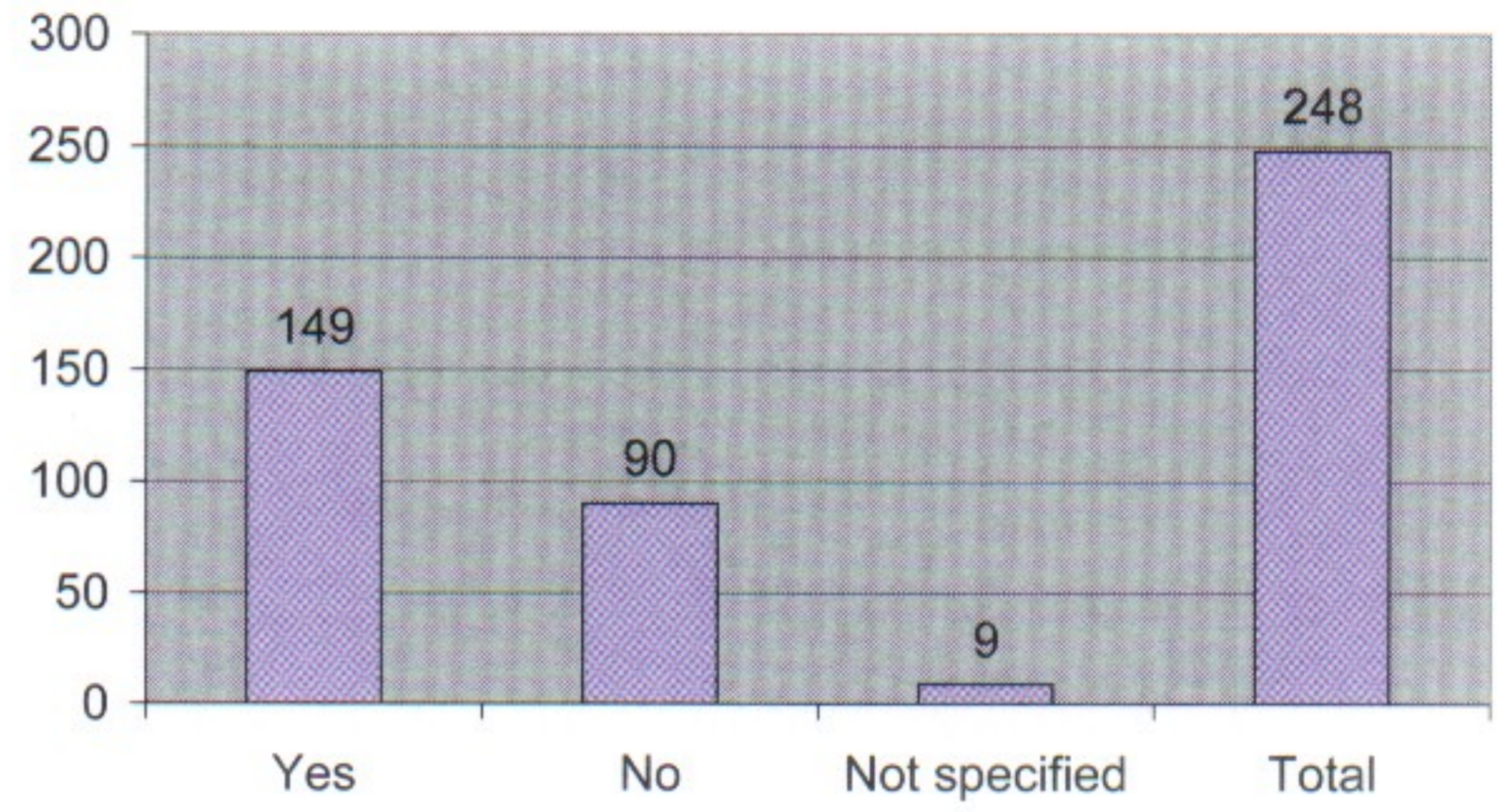


Q9 Would you participate in a neighbourhood watch scheme?

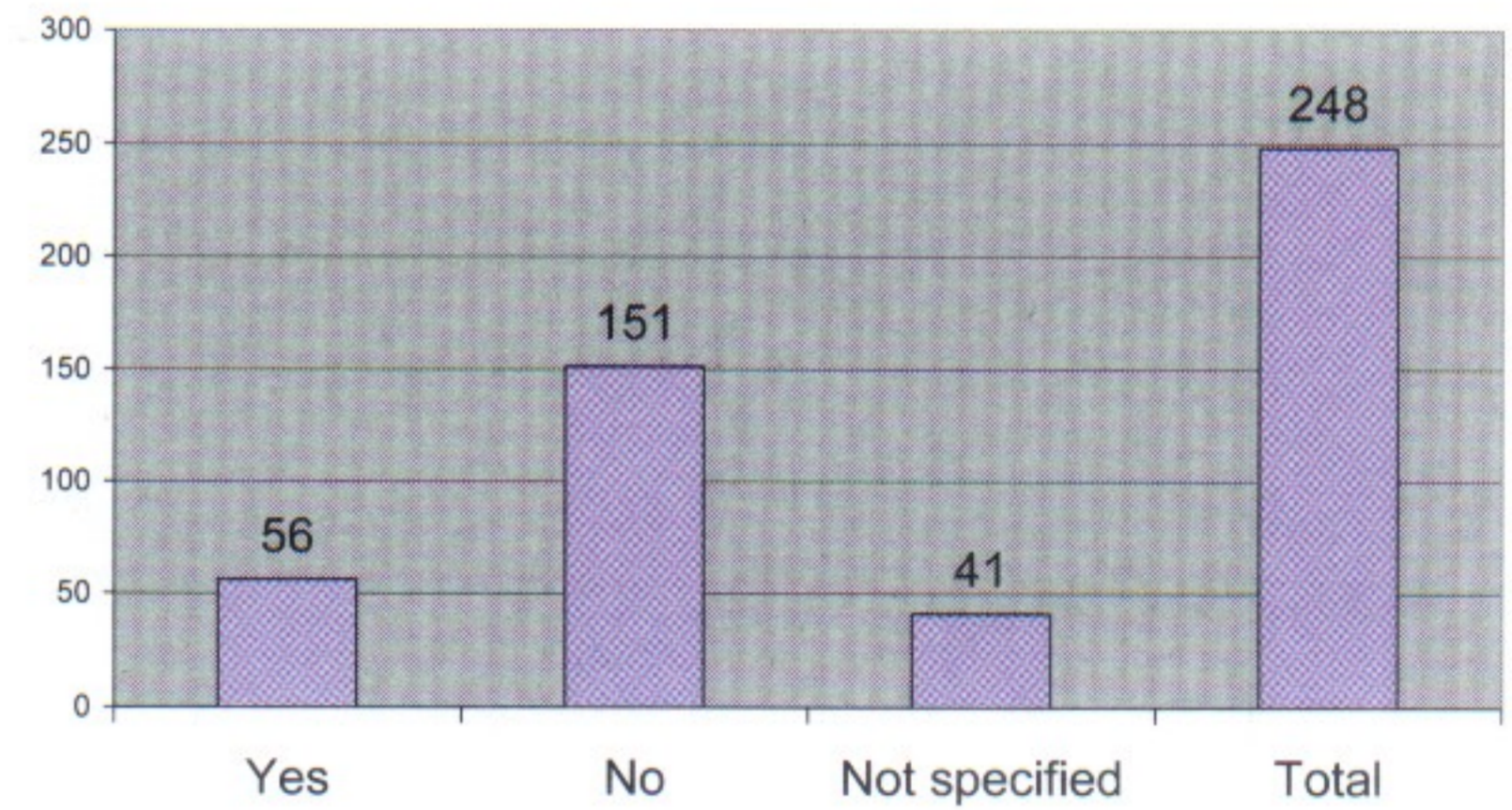


PLANNING and DEVELOPMENT

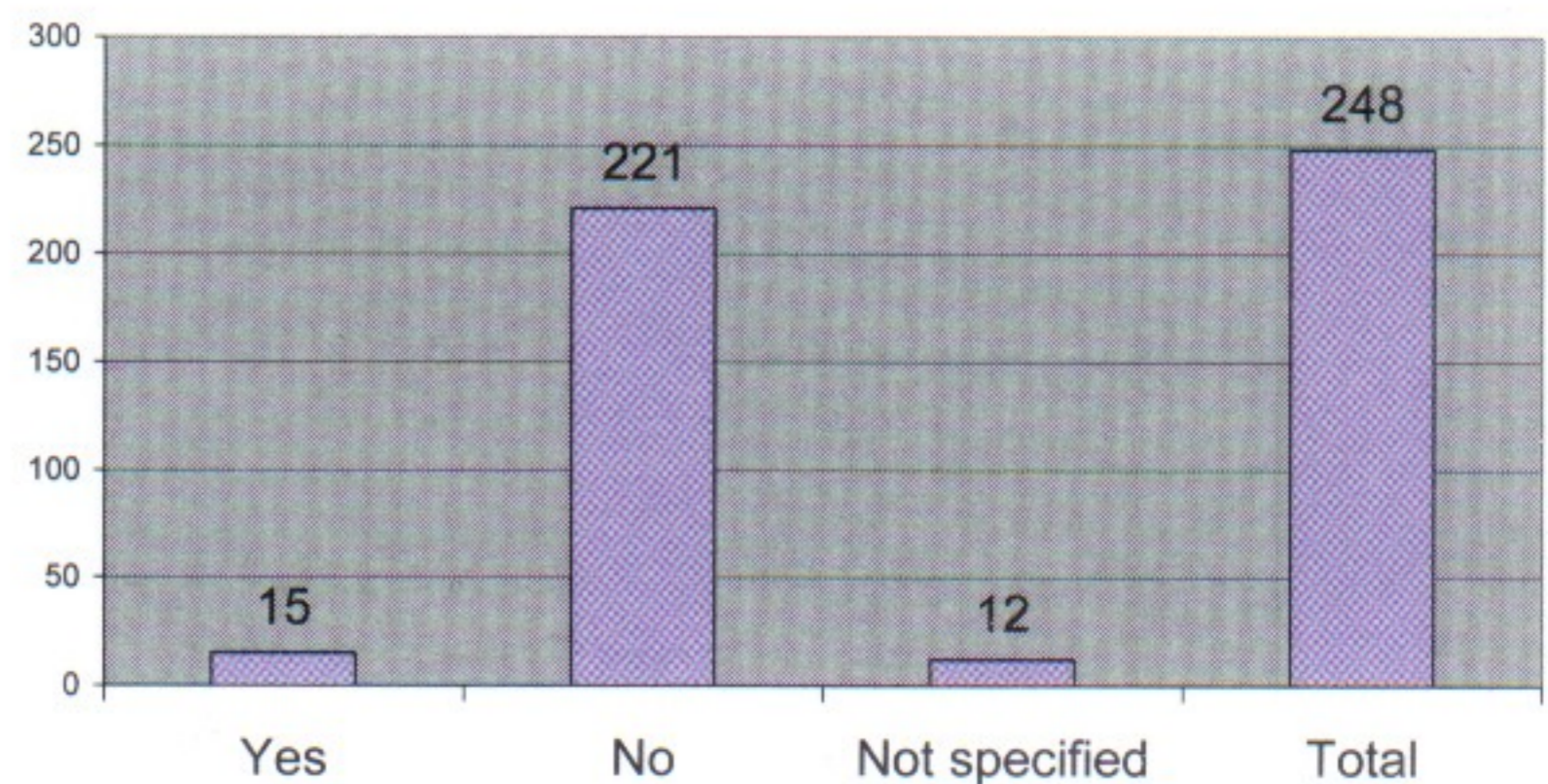
Q10 Do you want to see more affordable housing for Totland families?



Q11 Would you consider joint ownership, if it was available?

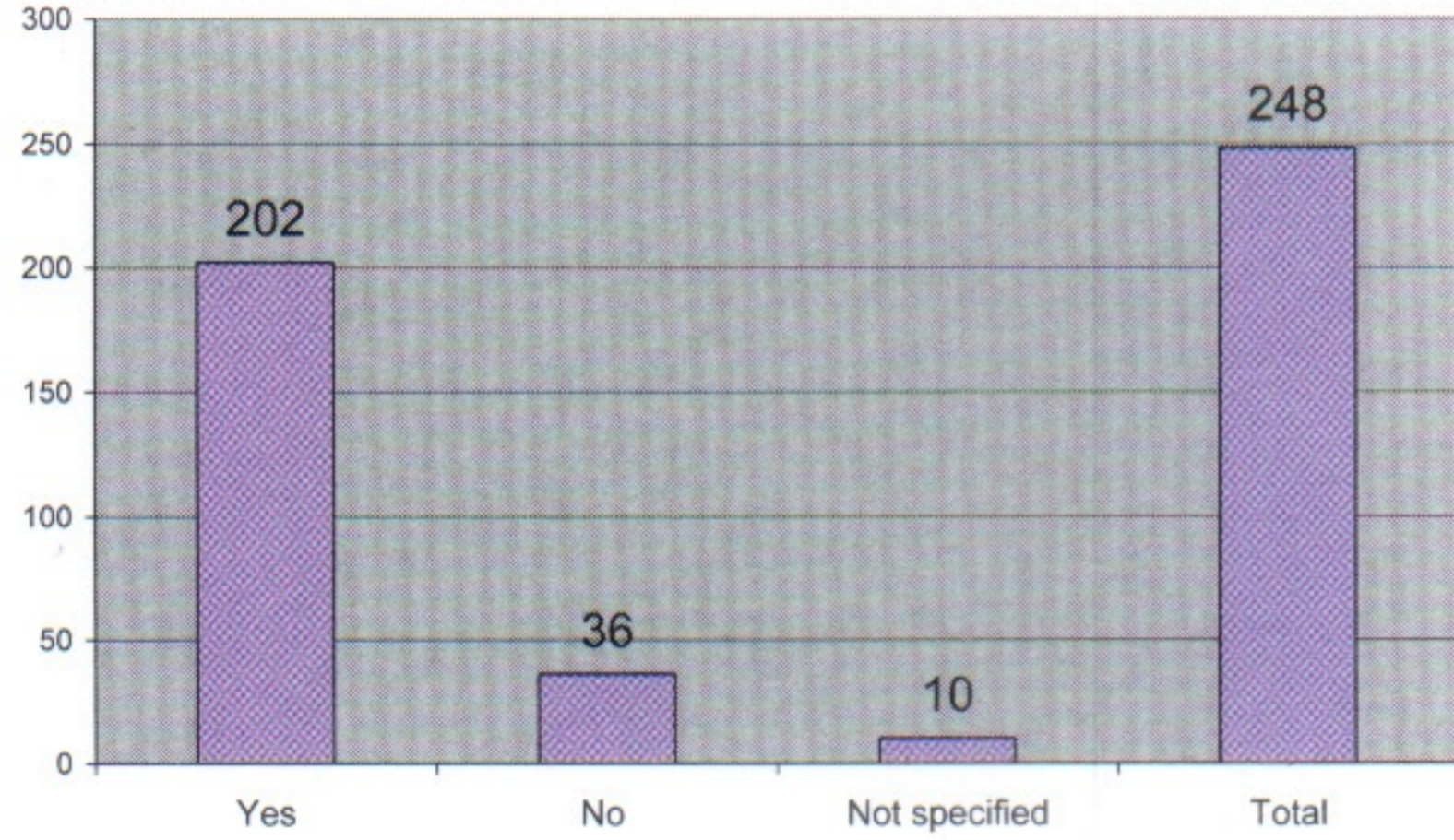


Q12 Do you feel that local views are taken into consideration with regard to planning issues by the IOW Council?



HEALTH and COUNCIL SERVICES

Q13 Are you satisfied with local Health Services?



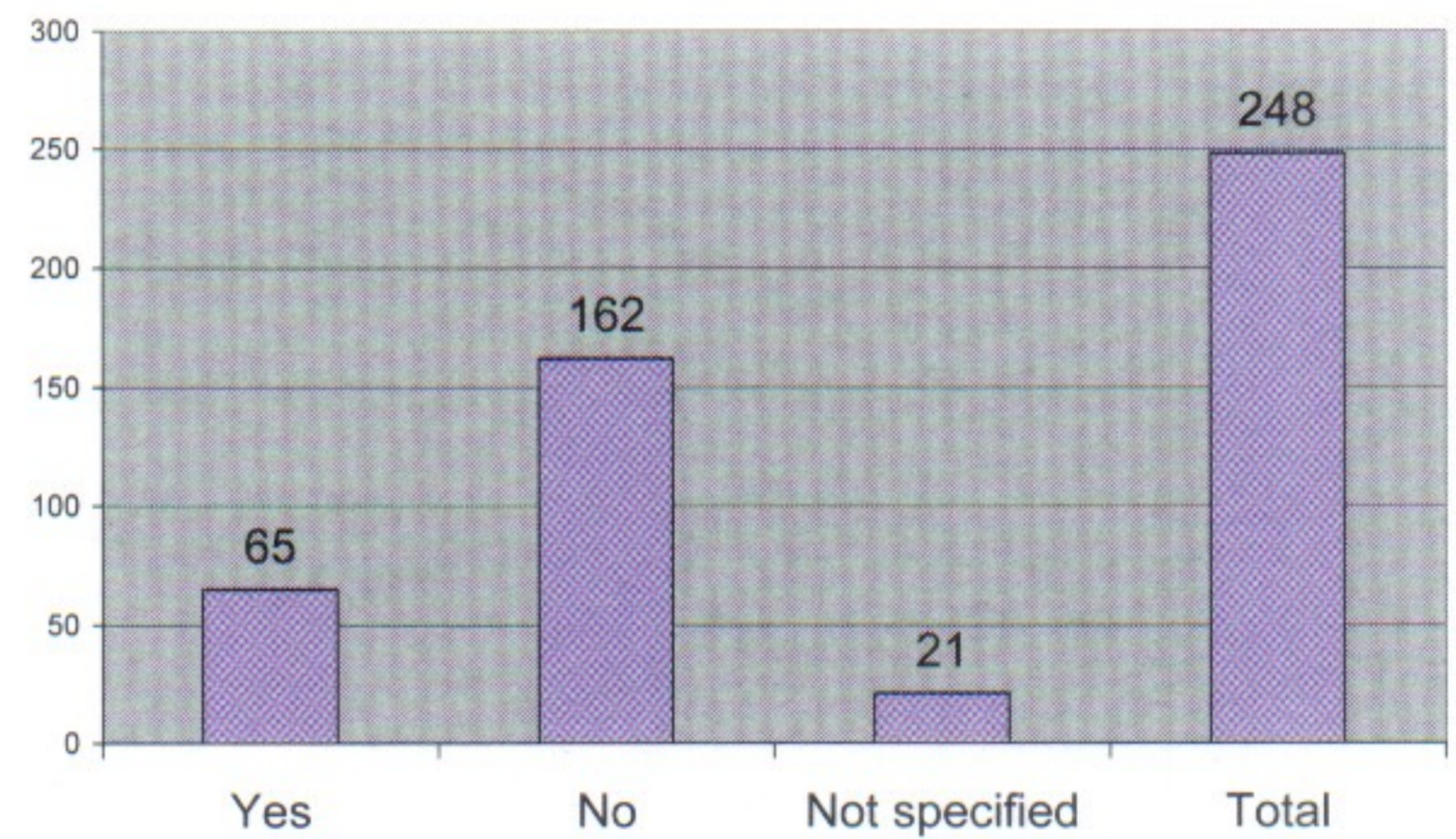
Main reasons respondents are not satisfied with local Health Services:

1. Appointment waiting times
2. No Saturday surgery
3. Over-stretched

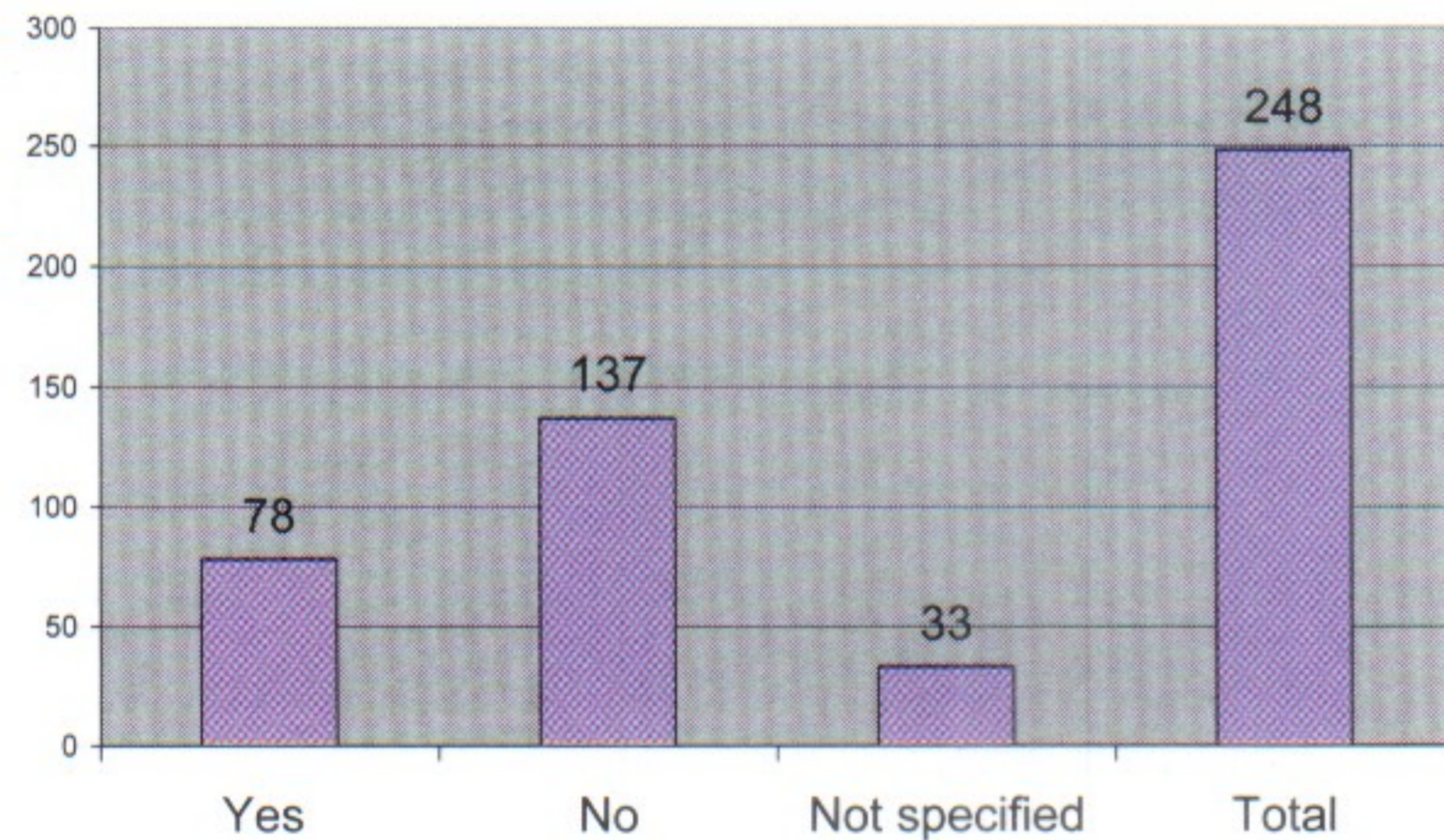
Main reasons respondents are not satisfied with local dental services:

1. No NHS
2. Travel out of area
3. Waiting times

Q14 Are you satisfied with local dental services?



Q15 Are you satisfied with Isle of Wight Council?



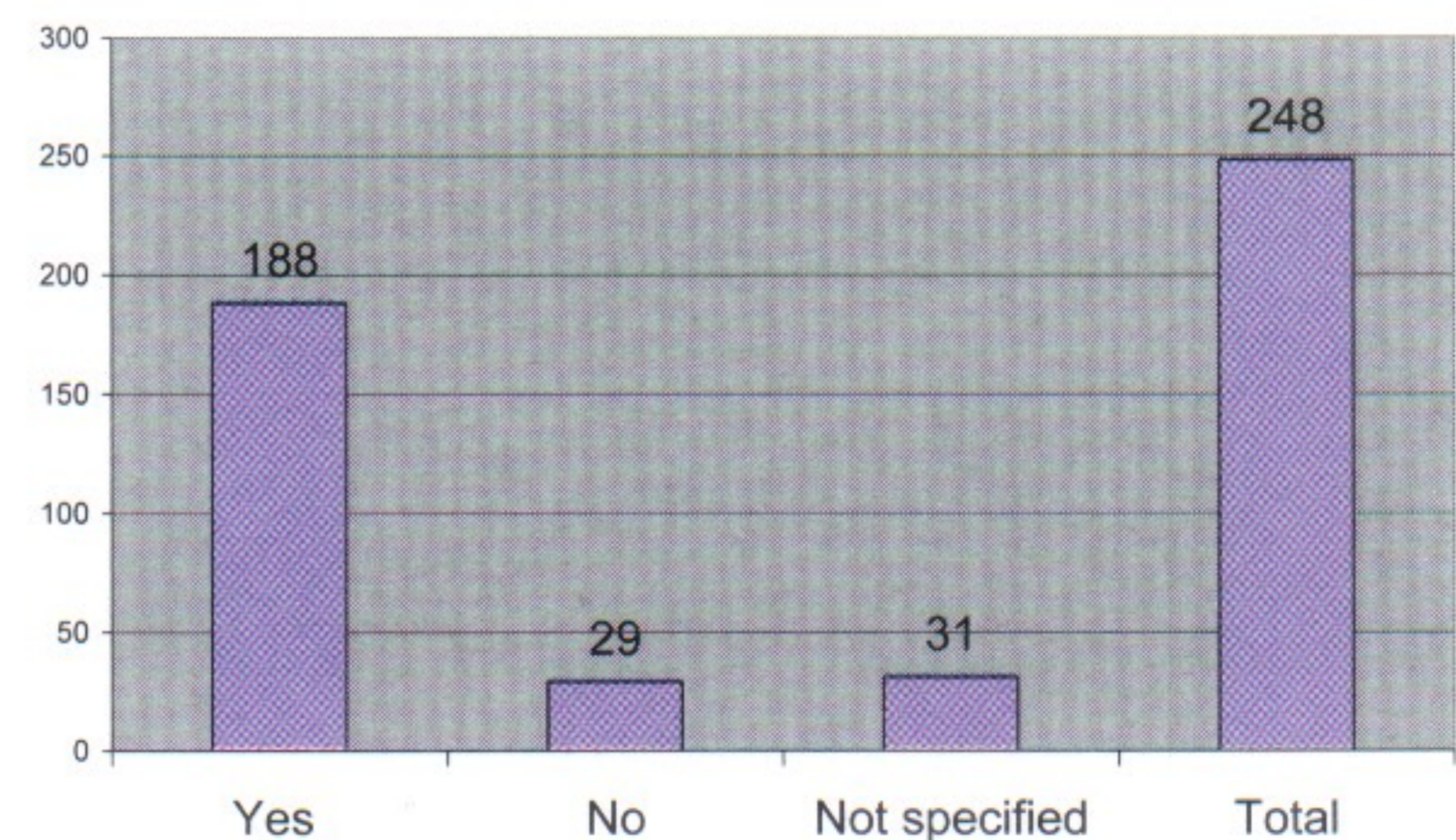
Main reasons respondents are not satisfied with the Isle of Wight Council:

1. Local views not taken into account
2. Planning
3. Roads and pavements

Main reasons respondents are not satisfied with Totland Parish Council:

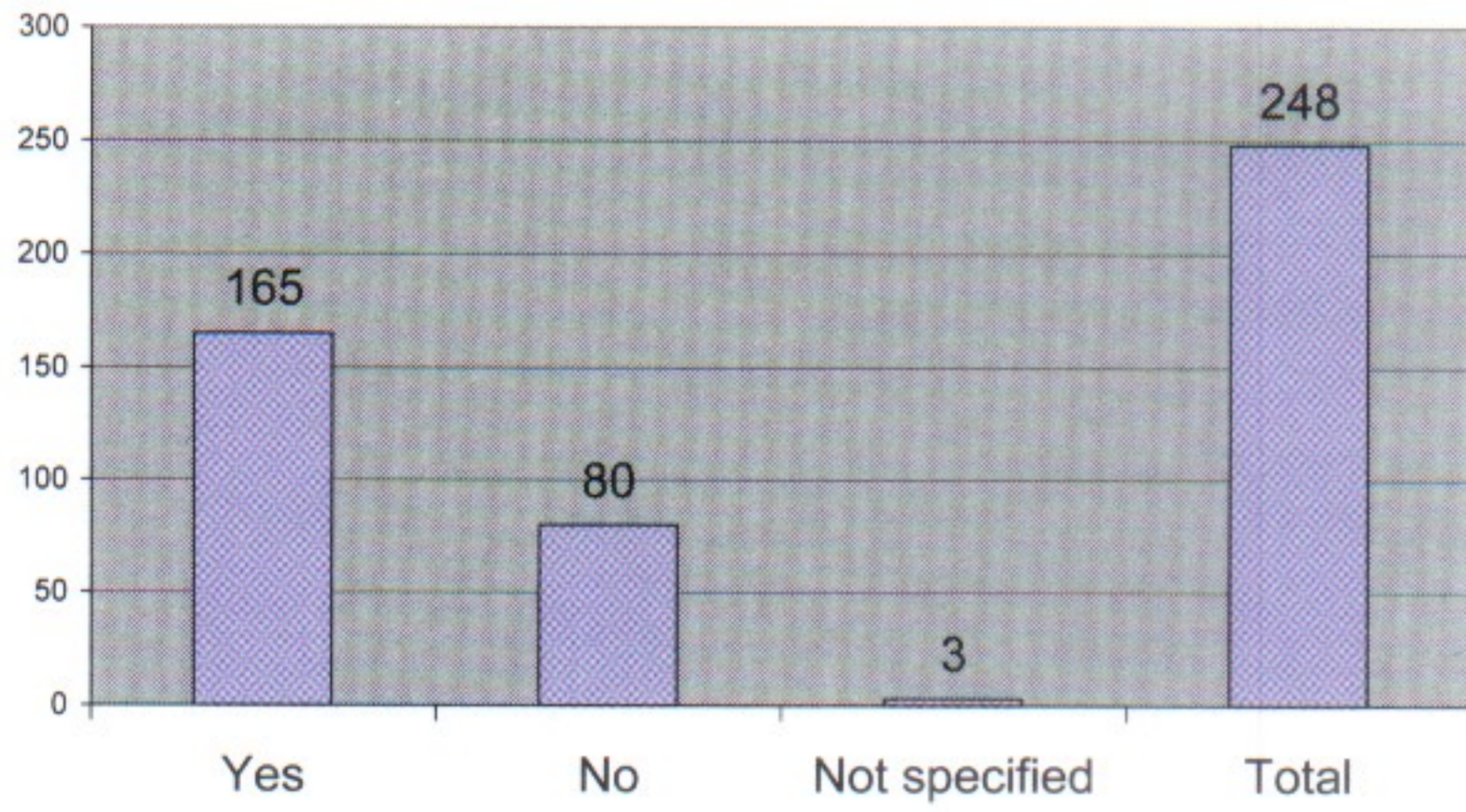
1. Too weak to stand up to Isle of Wight Council
2. Not strong enough to be seen for people
3. Planning Issues

Q16 Are you satisfied with Totland Parish Council?

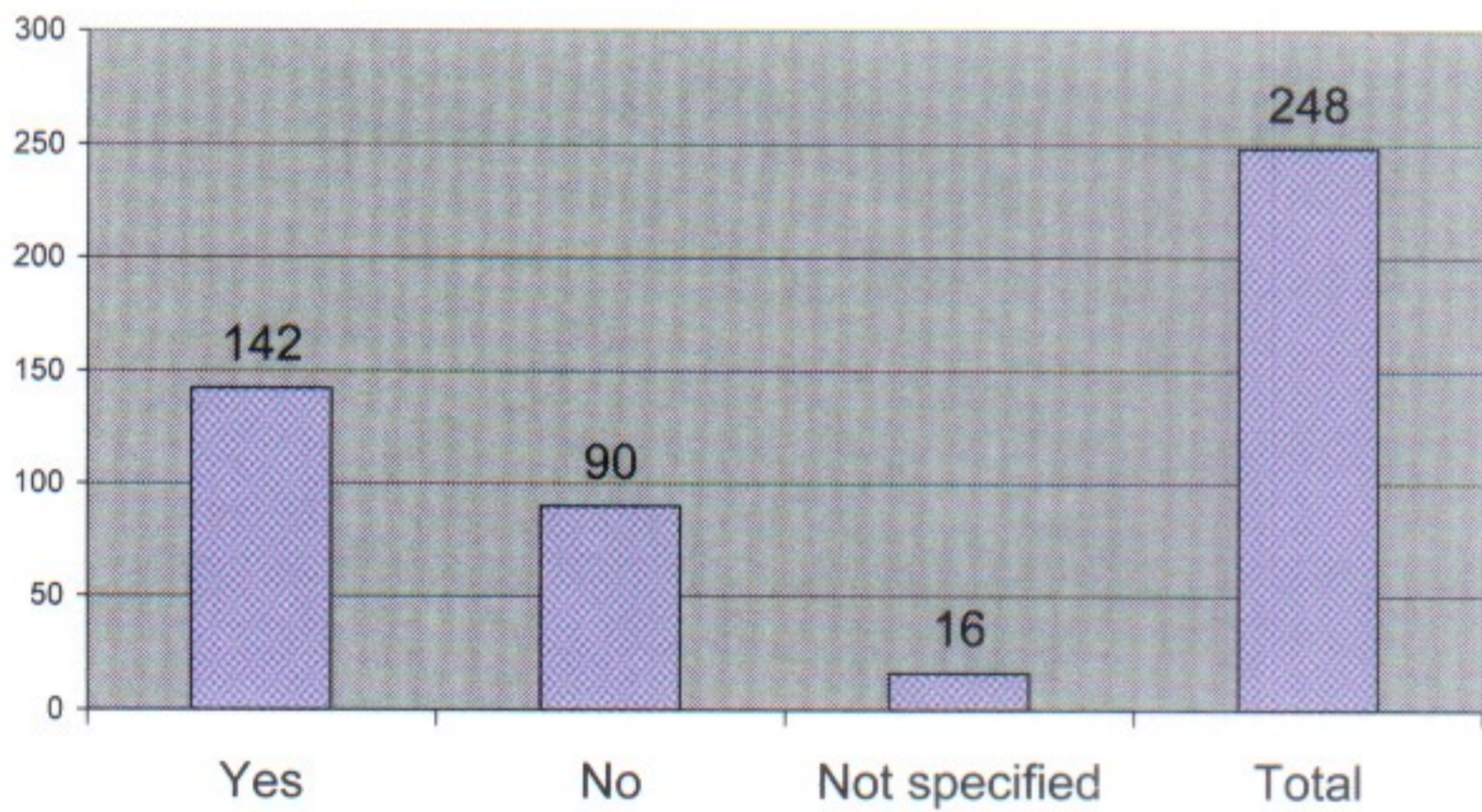


TRAFFIC and PUBLIC TRANSPORT

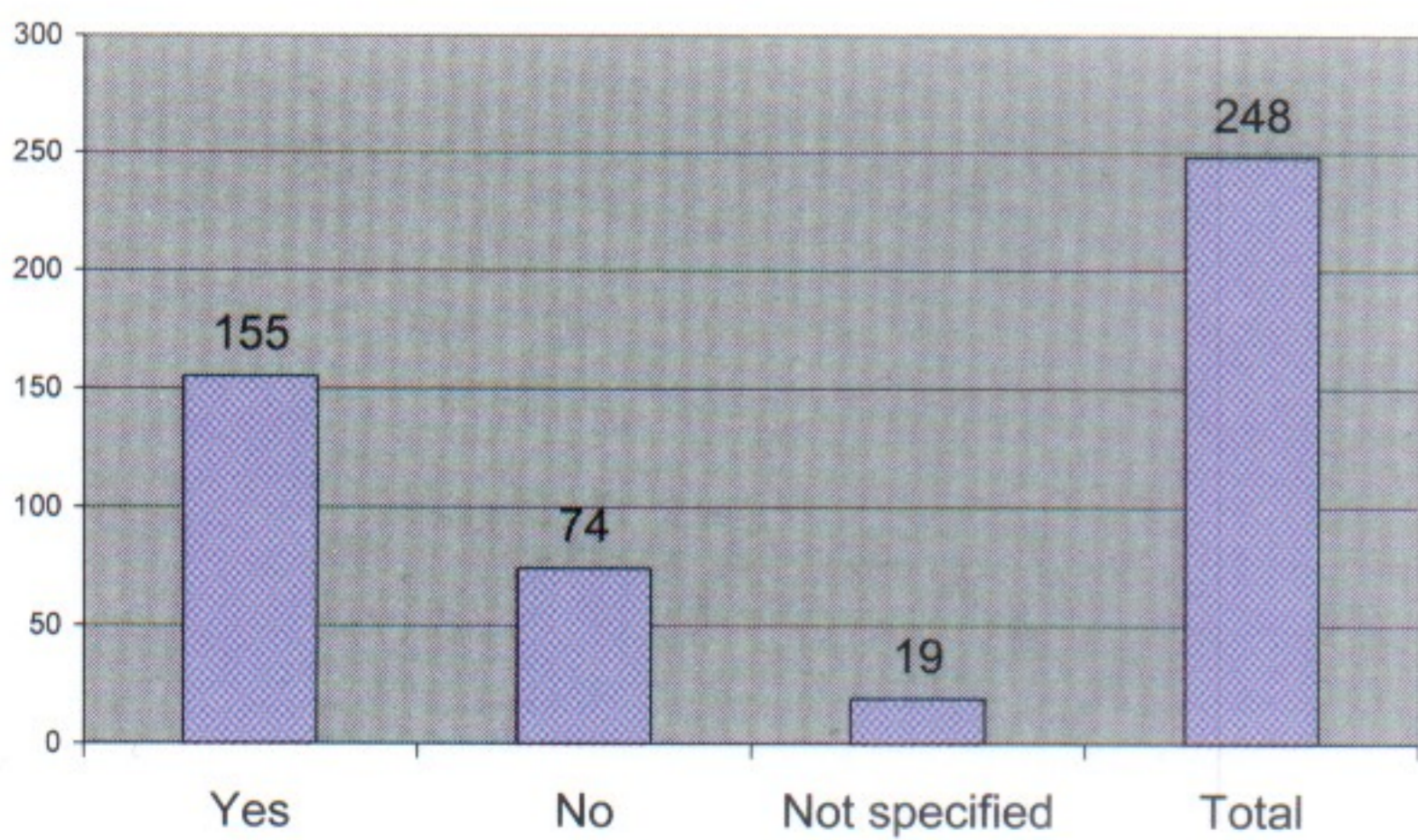
Q17 Are you concerned with the speed of traffic through Totland?



Q18 Do you feel that Totland would benefit from improved traffic control measures?

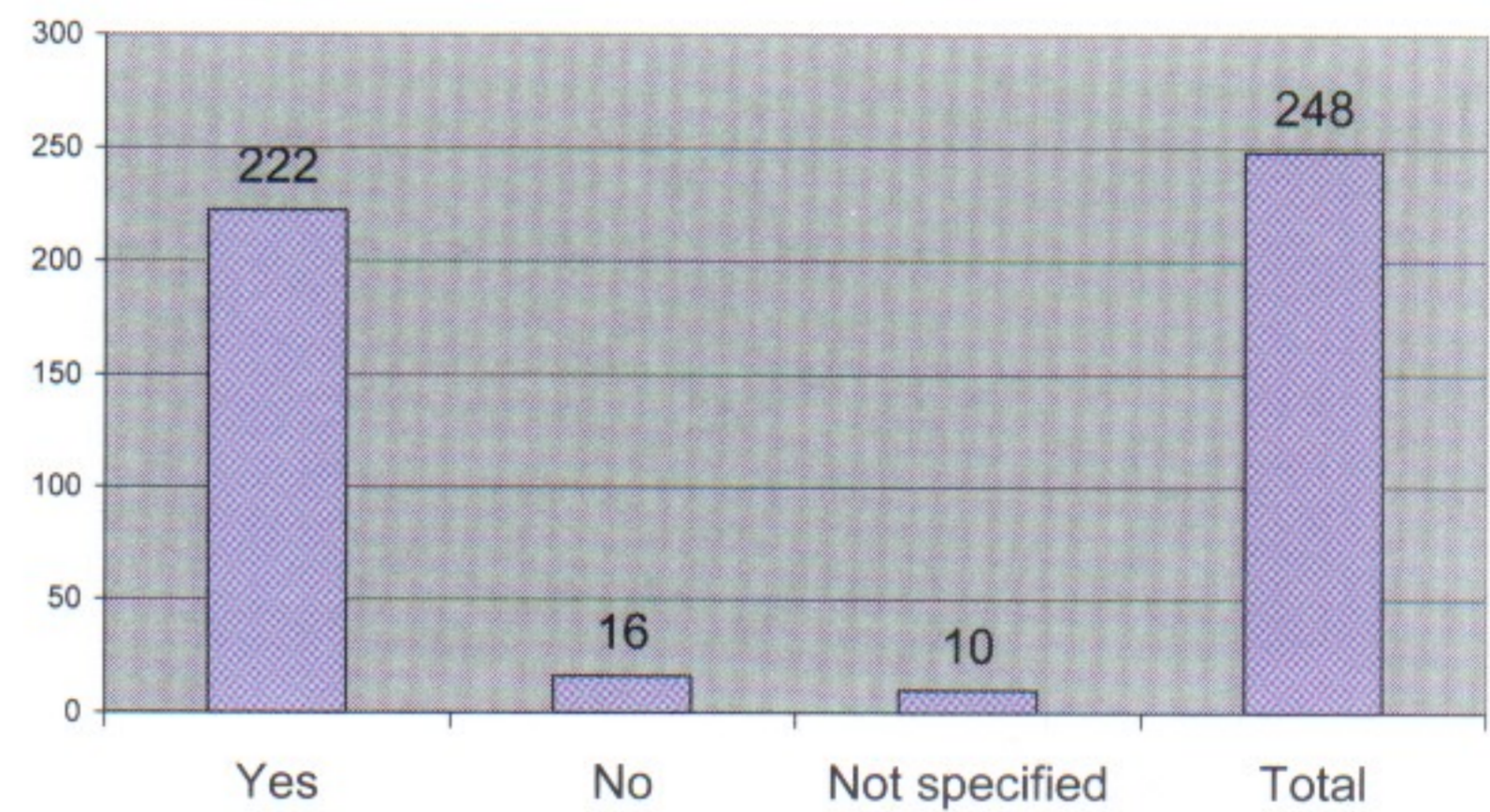


Q19 Does public transport meet your needs?

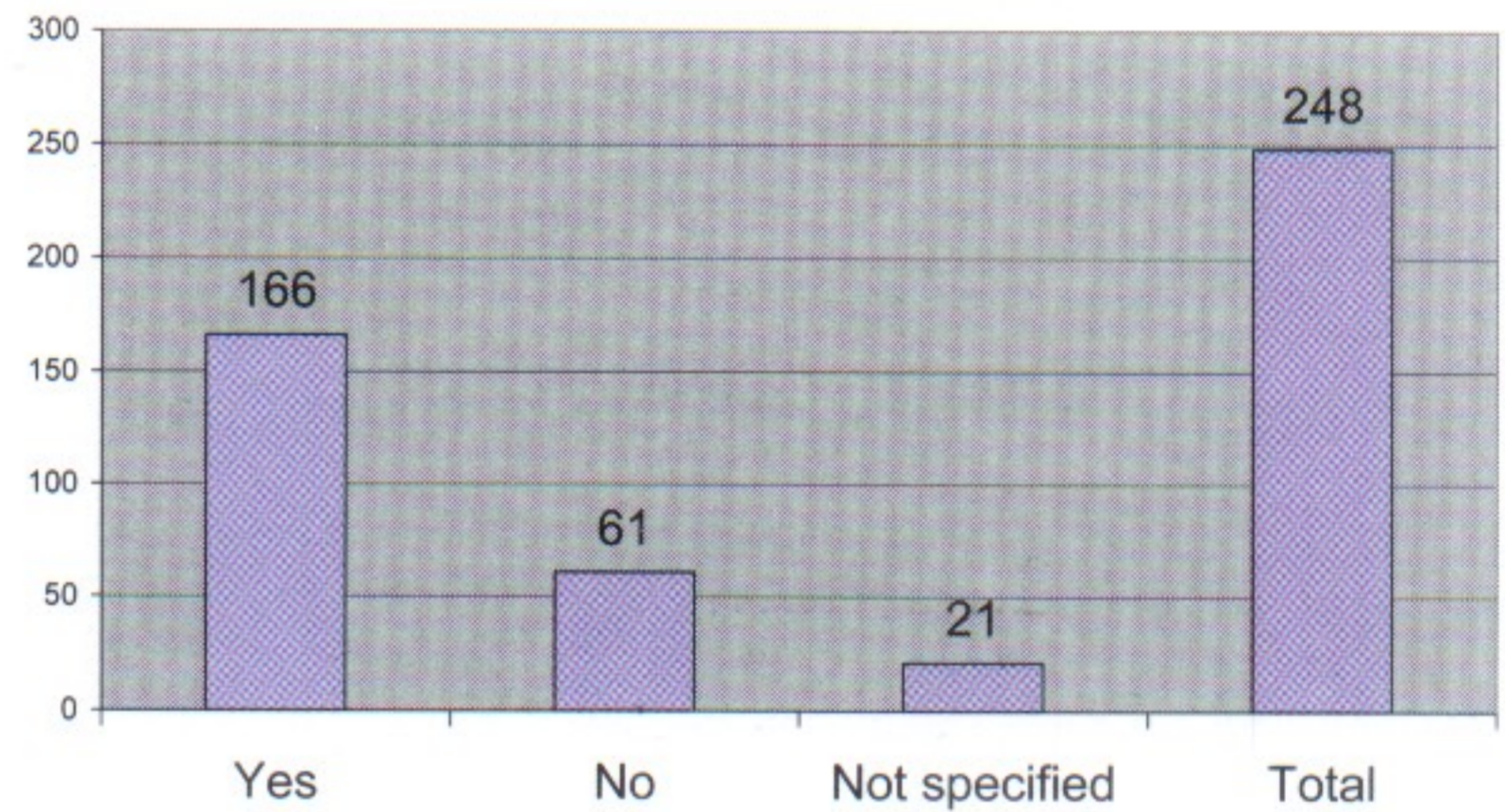


LOCAL ENVIRONMENT

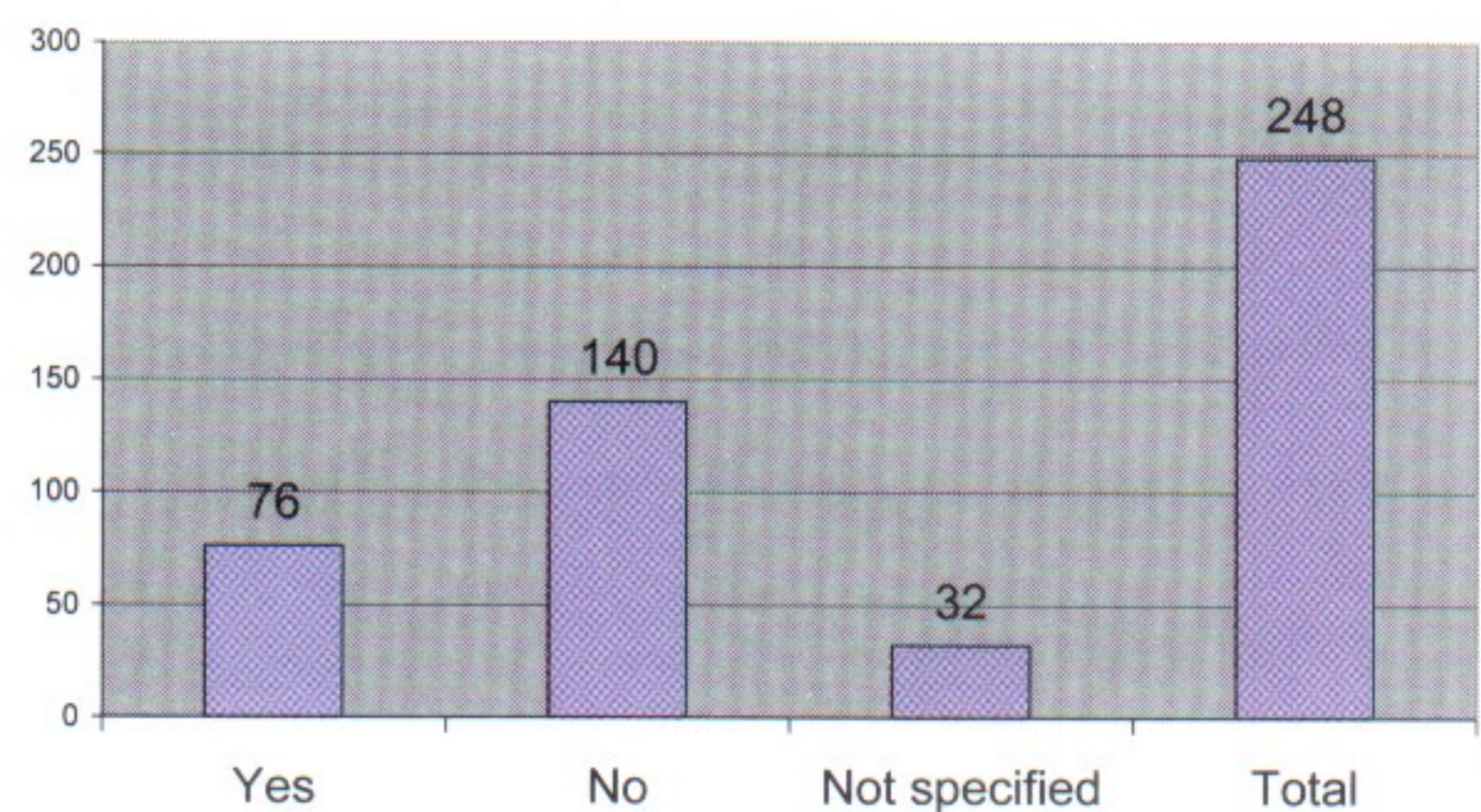
Q20 Would you support a tree & bulb planting campaign co-ordinated through local schools?



Q21 Would you support a survey to catalogue the flora & fauna in Totland?



Q22 Would you financially support the making of a film of Totland as it is now?



WHAT THREE THINGS SHOULD WE CHANGE IN TOTLAND?

In order to help summarise the Survey results, we listed the three most reoccurring topics for each of our key headings into order to help us focus our "Action Plan" into the key areas for improvement.

COMMUNITY

Encourage and support local shops, businesses and Community Centre. *(64 responses)*

More high profile and community policing. *(32 responses)*

Provide more for young persons and older folk in the local area. *(28 responses)*

TRANSPORT

Sort out the various local parking problems. *(63 responses)*

Manage and control speed on certain roads. *(42 responses)*

Improve road and footpath surfaces and repaint safety railings. *(28 responses)*

ECONOMIC

Tighter building controls/
destruction of period homes/ban on second homes. *(77 responses)*

Renovate, tidy up and repair
local shops, derelict houses and general area. *(24 responses)*

More affordable homes
and warden assisted housing for the young and elderly. *(14 responses)*

ENVIRONMENT

Local concerns over litter and dog mess. *(38 responses)*

Renovate, tidy up and restore
open spaces, promenade, beaches and park. *(21 responses)*

Tidy up hedges, and plant more trees and bulbs. *(16 responses)*

These concerns together with all the other responses will be included and analysed into the Action Plan to help address the worries and fears of those responding to the survey.

SURVEY COMMENTS

Totland is generally a very pleasant place in which to live. We do need a butchers and a bakers shop.

The thatched barn in Weston Road is a listed building and is in need of repair. (x 2)

Upgrade Totland Recreation ground and toilets and employ a park keeper. (x 5)

Thanks to the active Parish Council Totland is a lovely place to live. (x 2)

Gangs of youths hanging around at night causing a nuisance. (x 6)

There are too many new homes being built without the supporting services.

Affordable housing for the local community. (x 9)

A more visible police presence. (x 4)

No real community spirit in Totland.

Totland was always the selective part of the Island but not anymore.

Too much over development. (x 17)

The flora and fauna are being damaged by too much over development. (x 2)

Totland has some of the most scenic beauty spots do not allow over development to spoil this.

More needs to be done for the older children in our community. (x 2)

A give way sign needs to be put at the junction Tennyson Road and the Avenue.

Speed of traffic/parking along the Broadway/Avenue/Colwell. (x 7)

Clear the over grown shrubbery and litter from the turf walk.

A local community/social club in Totland. (x 3)

We love Totland just the way it is. (x 11)

Totland has a wonderful landmark The Pier, let's do it up. (x 4)

It would be better for Totland to concentrate on being a nice quiet residential village.

We need the local shop keepers to clean up their buildings. (x 2)

Totland is like living in a third world country ie basic amenities.

Generally the village needs a facelift.

Develop the beach area into an attractive area for locals as well as visitors.

Dreadful planning decisions by the IWC. (x 3)

Bring the village into the 21st century. (x 2)

No industry in Totland unless you are a builder. We have enough houses already built that are not selling. We do not need any more.

The huge amount of development is unmatched by the facilities.

People are friendly and kind.

I would like to see the sea front tidied up.

Better provision for rubbish collection outside the pier café.

Why produce a film of Totland we don't have much to be proud of.

Please do not cut down any more trees they are vital for protection against soil erosion.

. . . Totland will become an enclave for the very well off who are not interested in what happens beyond their fence . . .

Generally I think Totland Parish Council do a good job, but I wish they had more control over planning issues.

Dustbin collection proposed fortnightly NO, NO, NO. (x 2)

. . . a first rate community village facility would put the heart back in the village . . .

Pavement, kerbs and footpaths need repairing and better signposts need erecting.

The council tax levied should be used for the benefit of the Island residents.

The Health Centre should be open for business over the dinner hour ie 1-2 pm.

Since the responsibility of footpaths has been given to the IW Council, they are disgraceful. (x 3)

Not enough sign posts around the village.

Parking in the Broadway is a problem as they stay all day and ignore the one hour waiting time.

It would be a good idea if the IW Council listened to the views of the Totland Residents.

How do we stop the disgusting habit of throwing dog waste bags into the hedgerows.

We need more things for the visitors to do this would create more jobs for locals and therefore create wealth and a better community.

Totland looks old and tired.

The local council needs to think on a grander scale and make a positive impact.

Create a land bank for future generations.

If you want visitors to Totland, stop building on every spare piece of land.

I would like to see more people support the Parish Council and help with local events.

We need tourism whether we like the crowds or not.

Totland is in danger of becoming an area of second homes we need to make sure young families stay here.

Totland needs sheltered housing for its many older residents.

TOTLAND PARISH PLAN - YOUNG PERSONS SURVEY FORM

The purpose of this survey is to find out what you think about Totland. Your answers are strictly confidential and when all the surveys are returned the results will be used to help create the Totland Parish Plan. Please take the time to fill out this form and return it to the Chemist in Totland or the Parish Office by no later than Monday, 4 December 2006.

Which gender are you? Male Female

Which age group are you? 10-11 12-13 14-15 16

(1) Which facility do you use most in Totland/Freshwater?

Totland Park West Wight Sports Centre The Beaches Alum Bay

Other please say?

(2) Would you like to see Totland Park developed to include more facilities for young people, families and older people?

Yes No

If no please say why?.....

(3) If you answered yes what type of things would you like to have?

Please tick the boxes that you would perhaps like to see

Basketball/netball hoops Picnic benches More park benches CCTV

Nets behind the goals Park keeper* Practice wall Better toilets More trees planted

Other please state?

(4) If it were possible would you like to have a Totland Youth Club? Yes No

Or

(5) Would you like the youth club in Freshwater to be open more often for more age groups?

Yes No

(6) Does public transport meet your needs? Yes No If no why?

(7) Do you feel safe cycling/walking around the village? Yes No If no why?

(8) Would you like to see more shops in Totland? Yes No

(9) What do you like most about Totland?

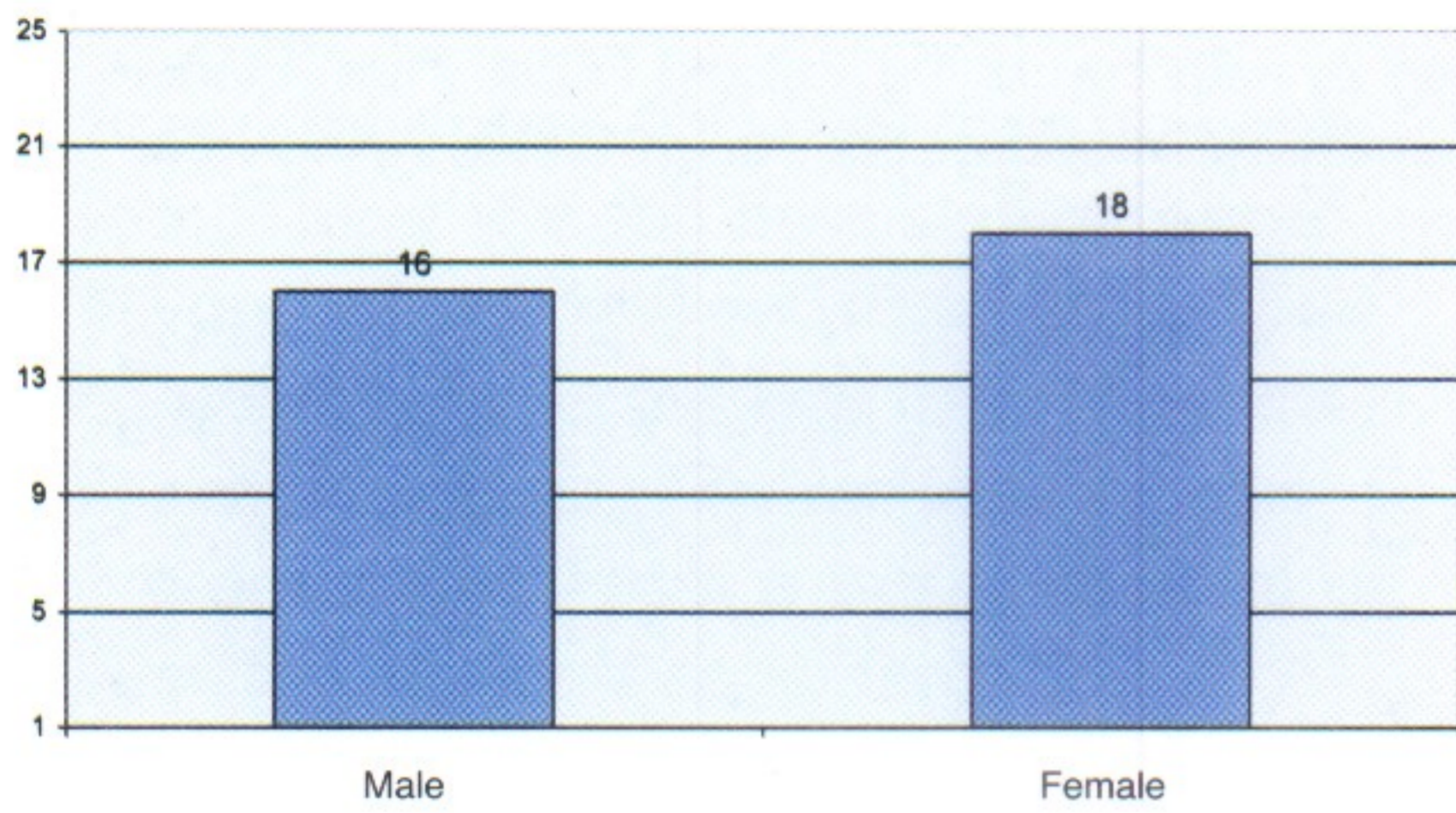
(10) What do you like least about Totland?

(11) If you could change one thing in which to make Totland a better place to live, work or play, what would it be?

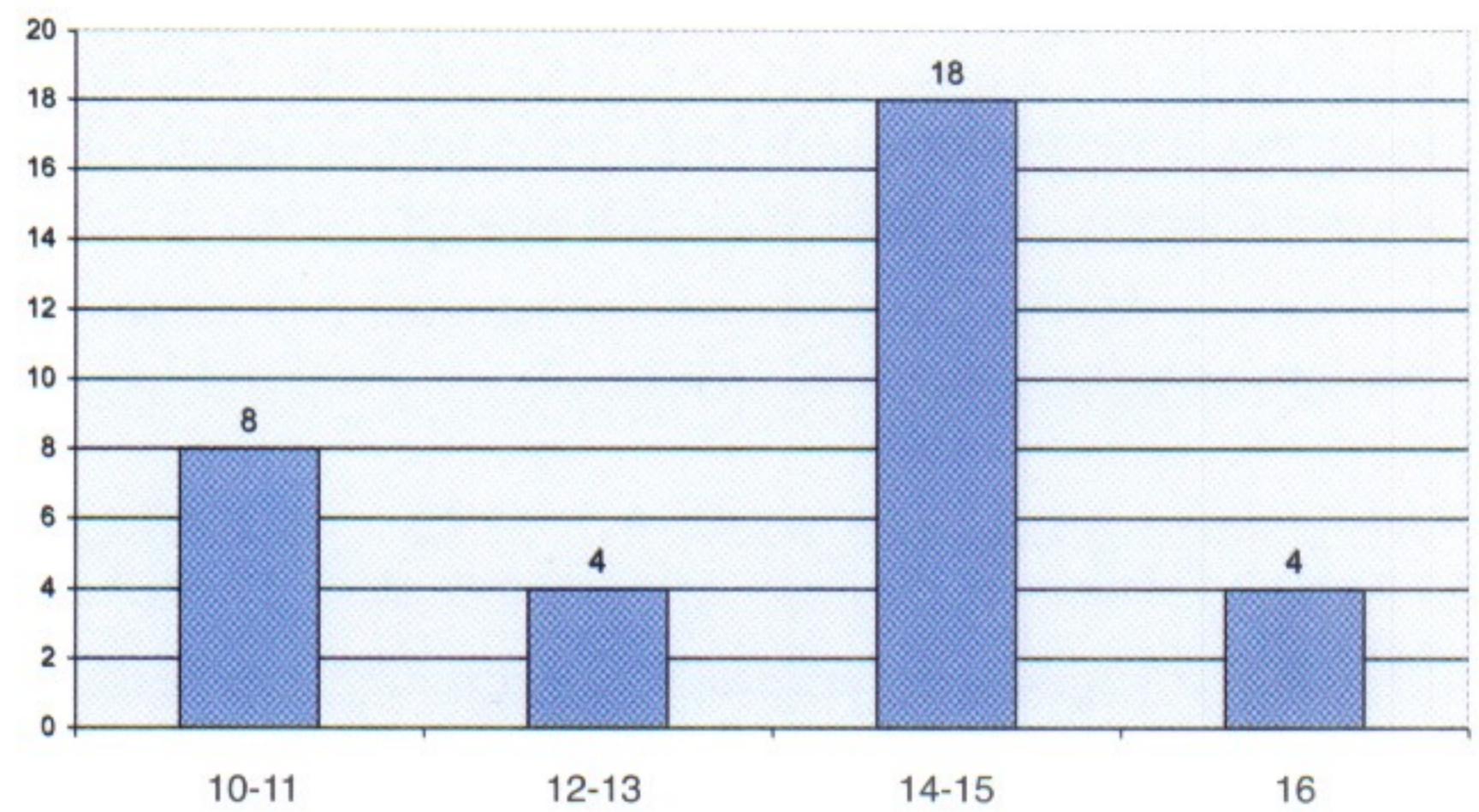
* This question was raised by the young person's focus group who said that it would be a good idea to have play equipment that could be hired for a small fee from the park keeper's office within Totland Recreation ground during the summer. Items could include cricket equipment, rounders, balls etc.

YOUNG PERSONS SURVEY RESULTS

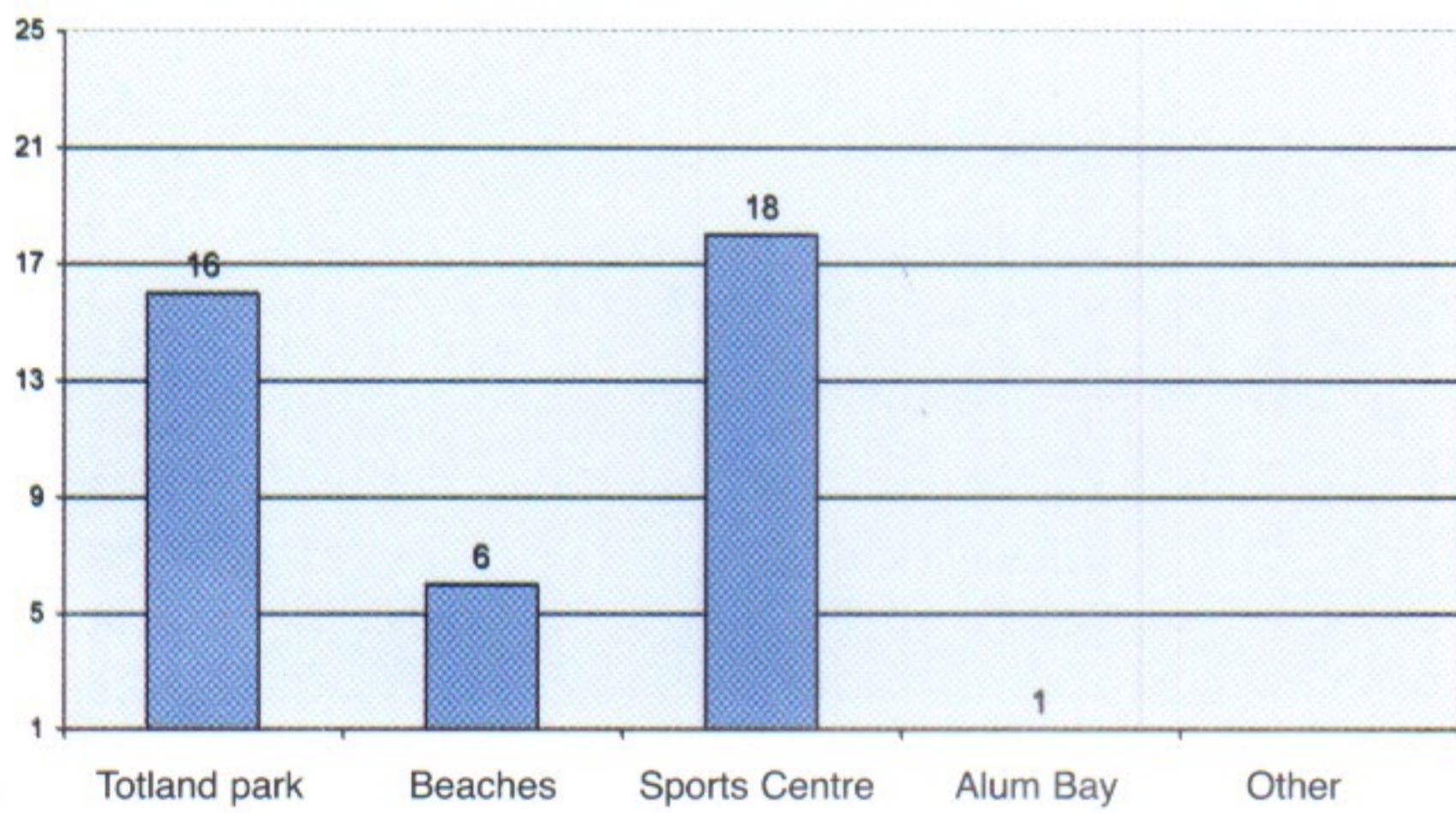
Gender



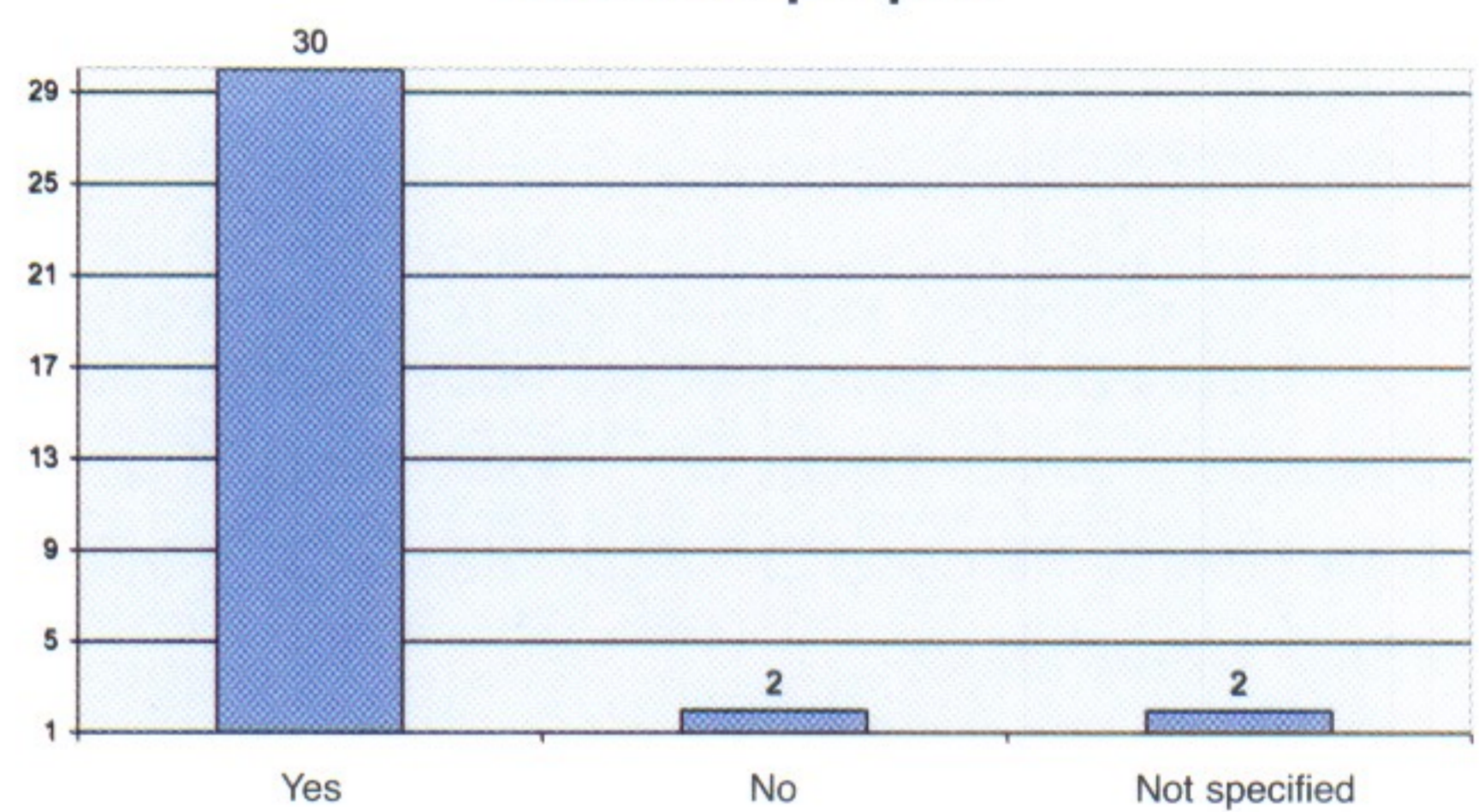
Age Groups



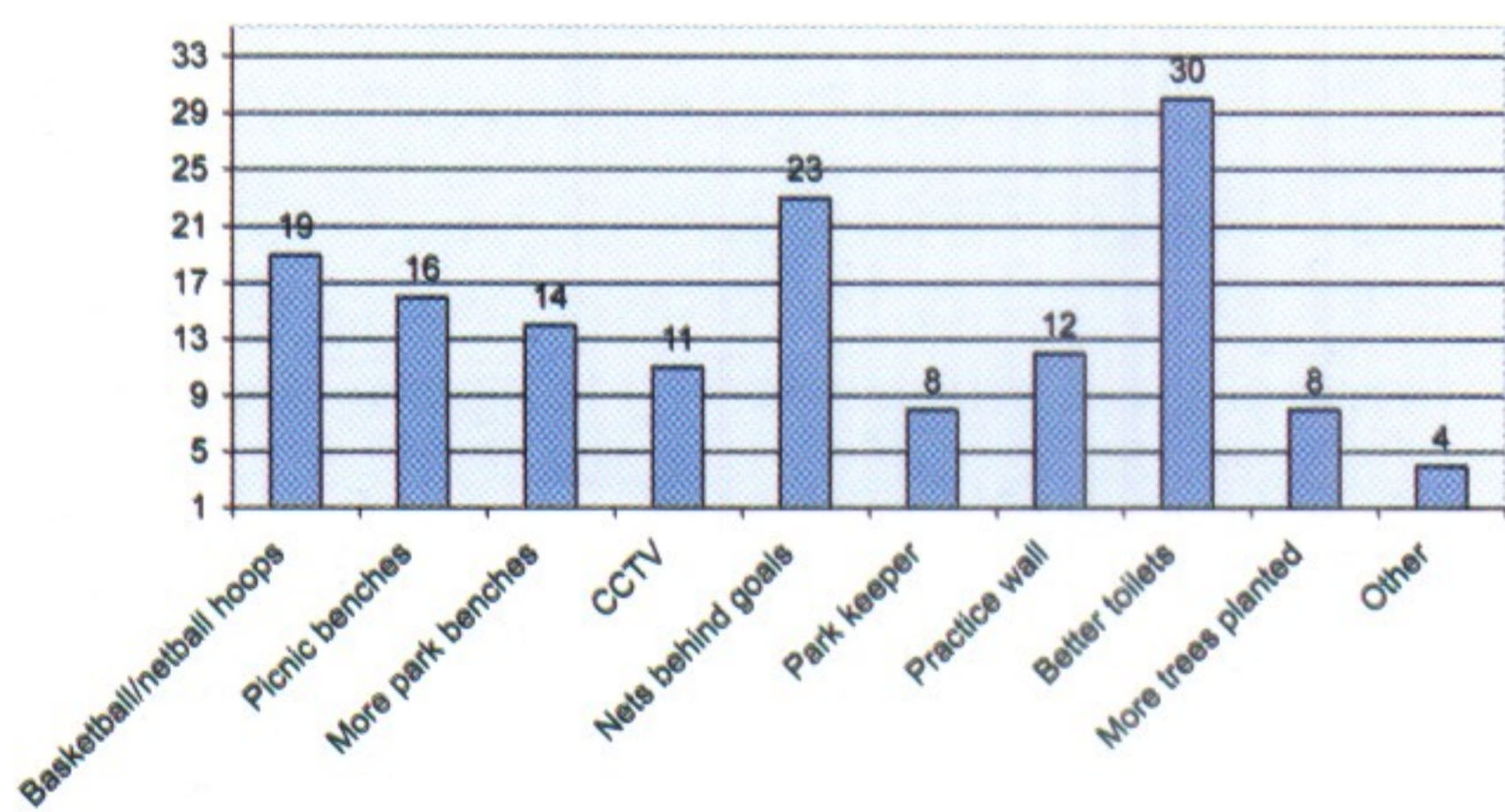
Q1 Which facility do you use most in Totland/Freshwater?



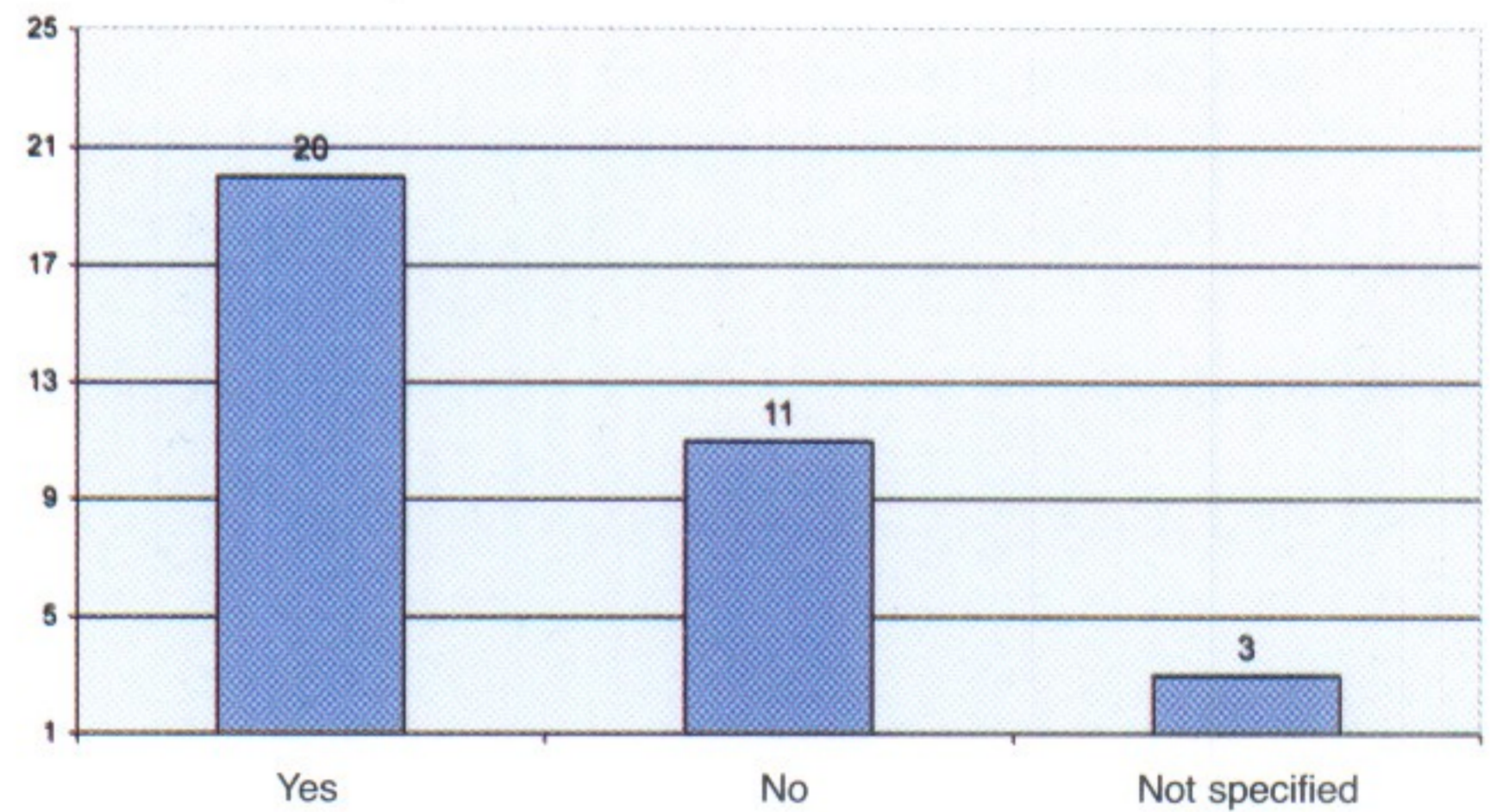
Q2 Would you like to see Totland Park developed to include more facilities for young people, families and older people?



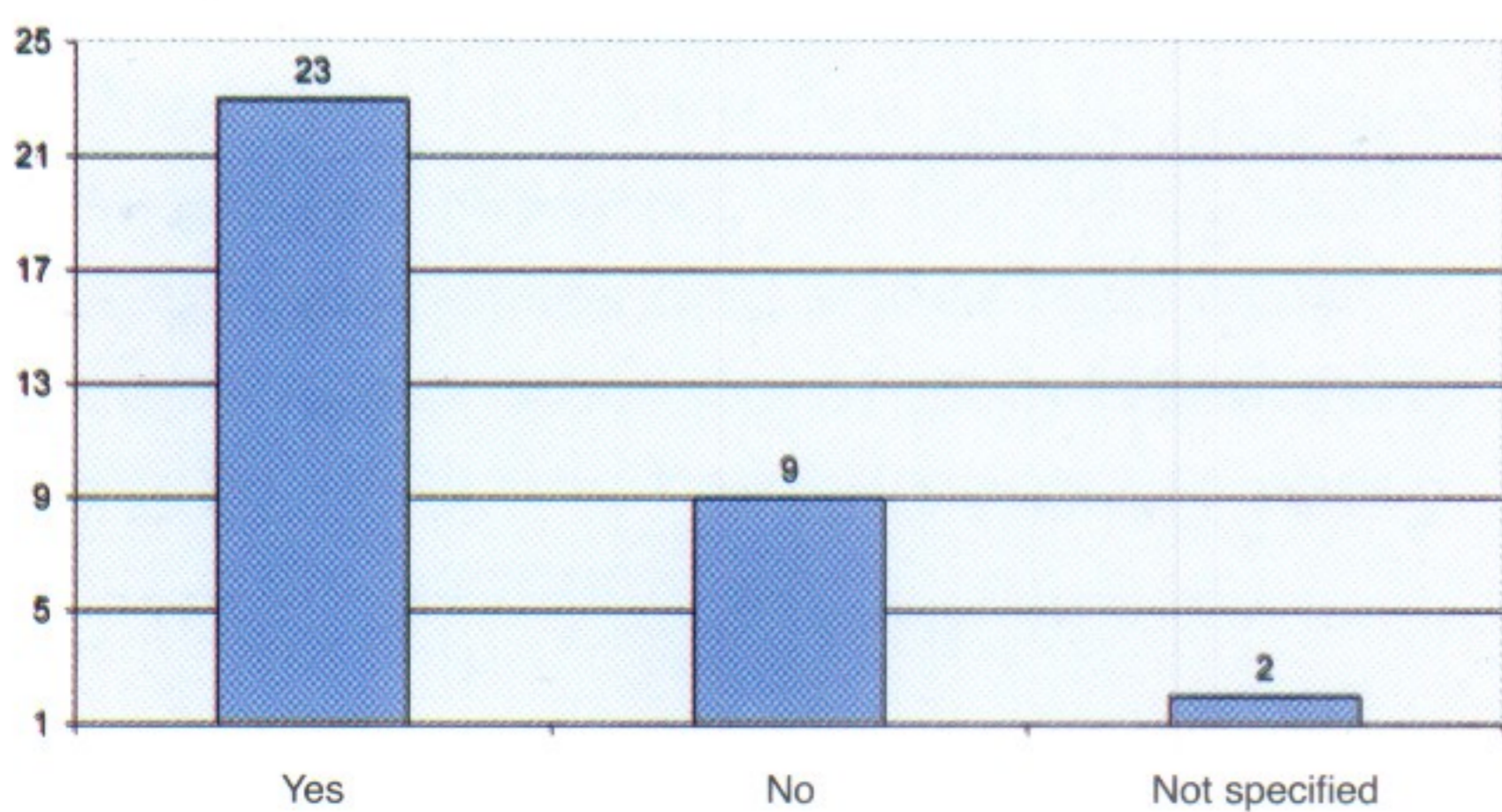
Q3 If yes to Q2 what sort of things would you like to have?



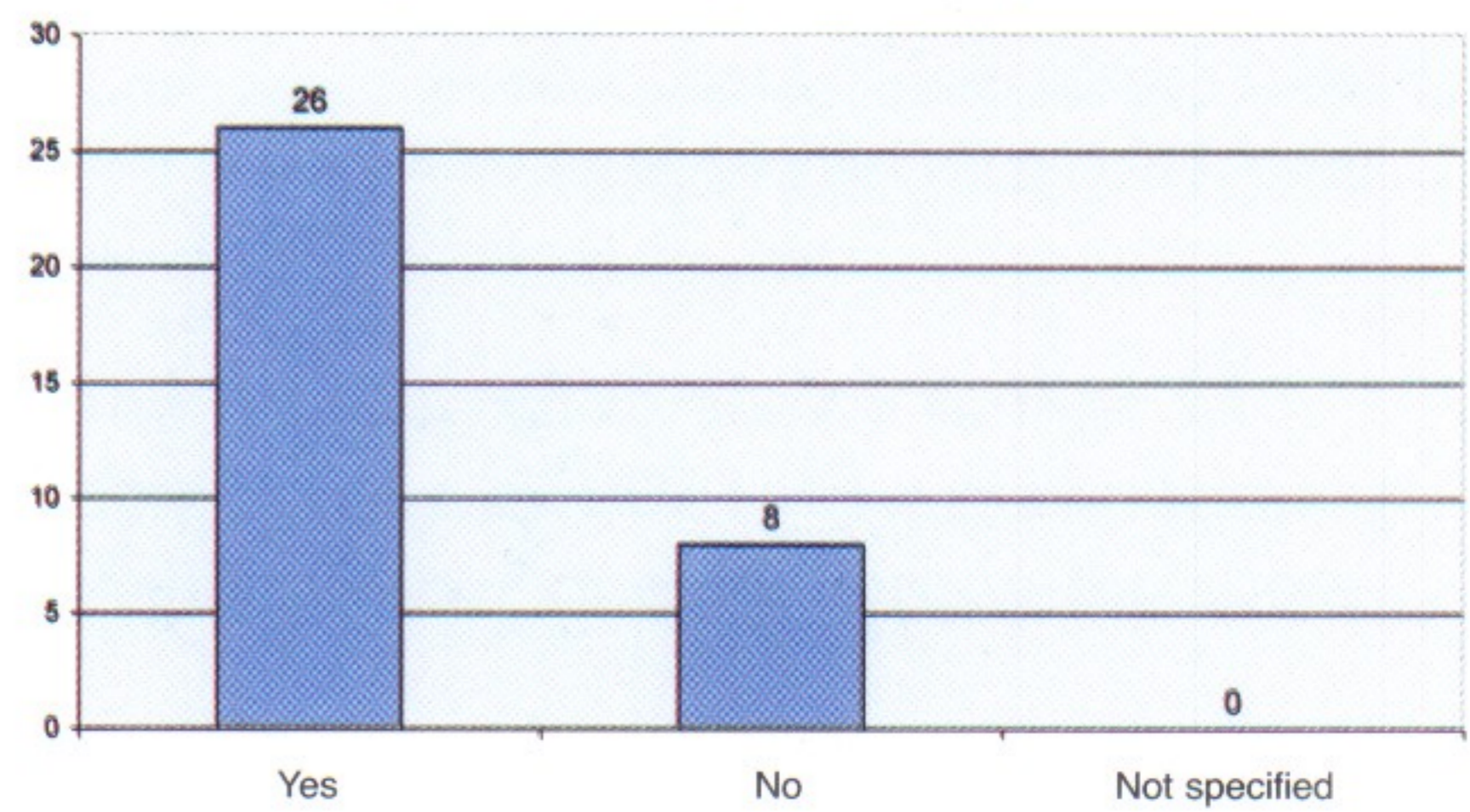
Q4 If it were possible would you like to have a Totland Youth Club?



Q5 Would you like the Youth Club in Freshwater to be open more often for more age groups?

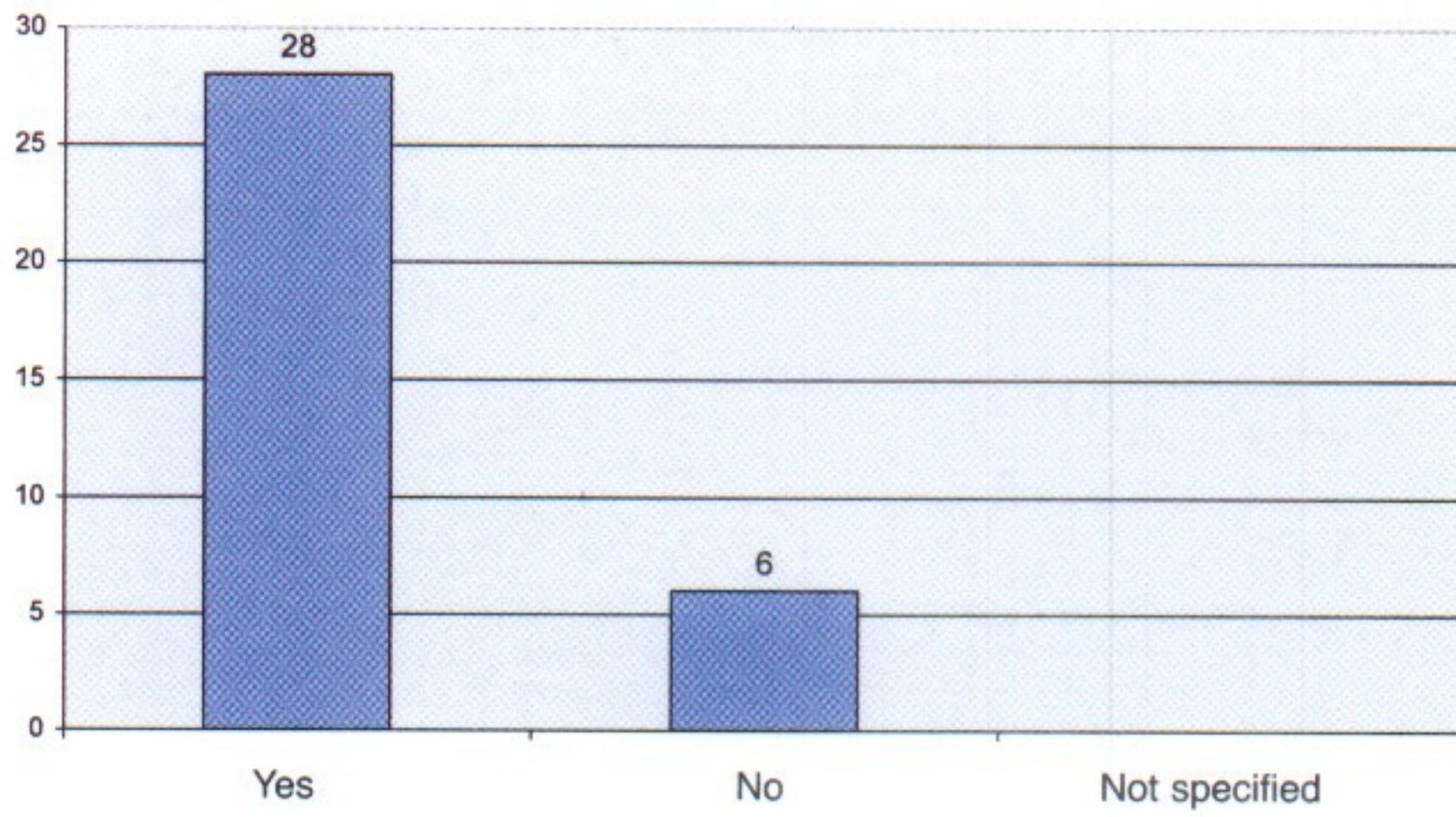


Q6 Does public transport meet your needs?

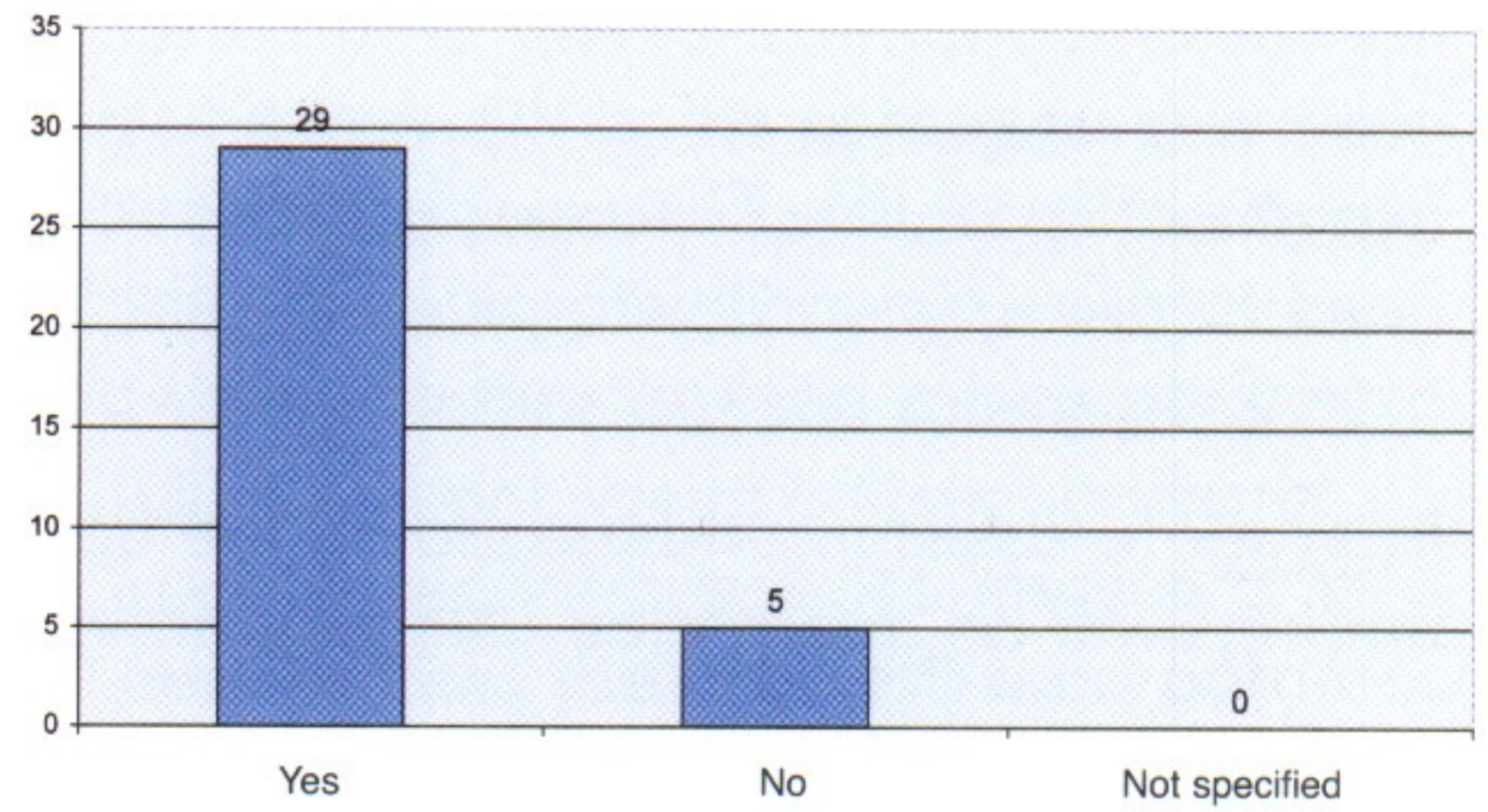


YOUNG PERSONS SURVEY RESULTS

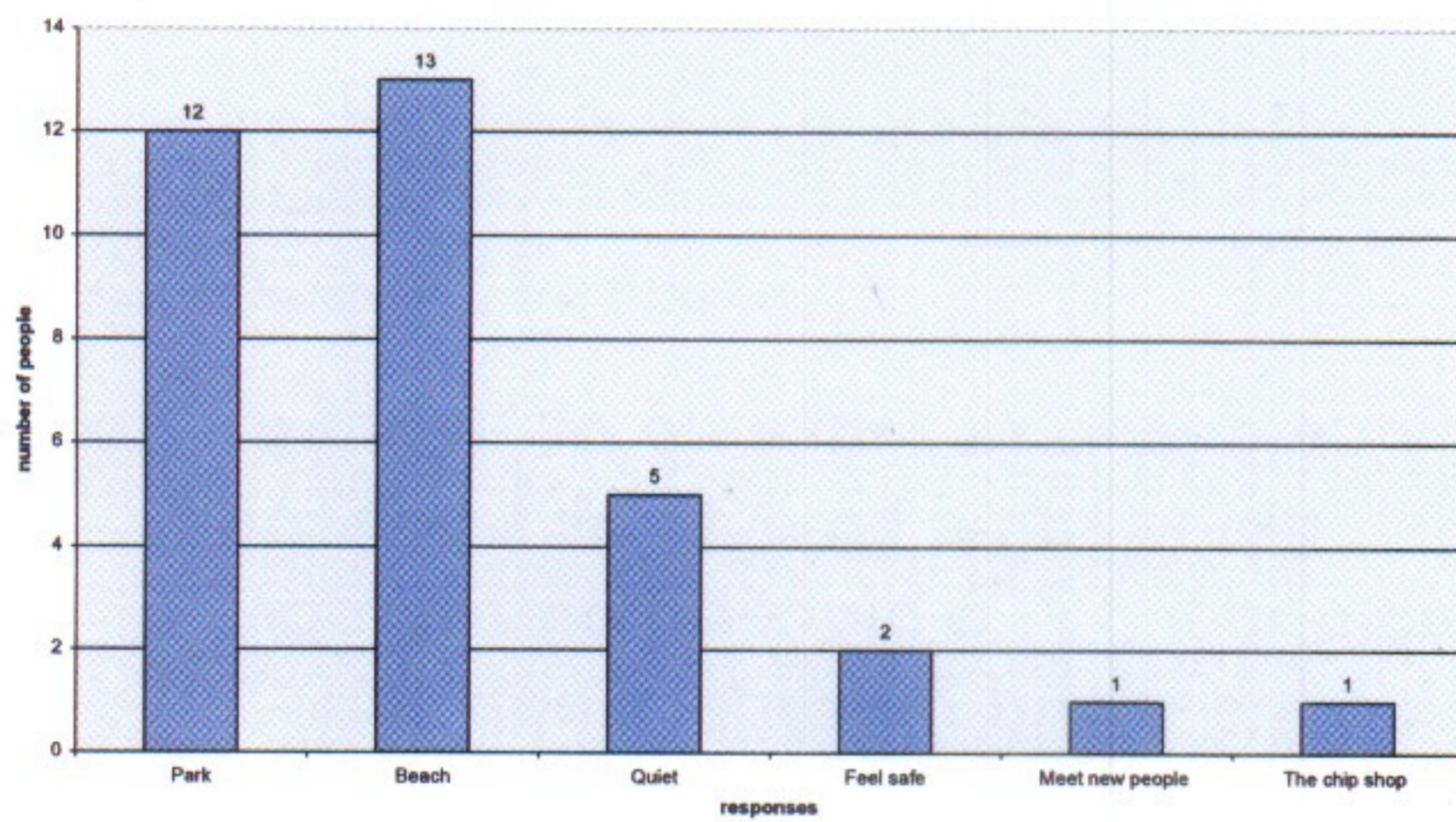
Q7 Do you feel safe walking/cycling around the village?



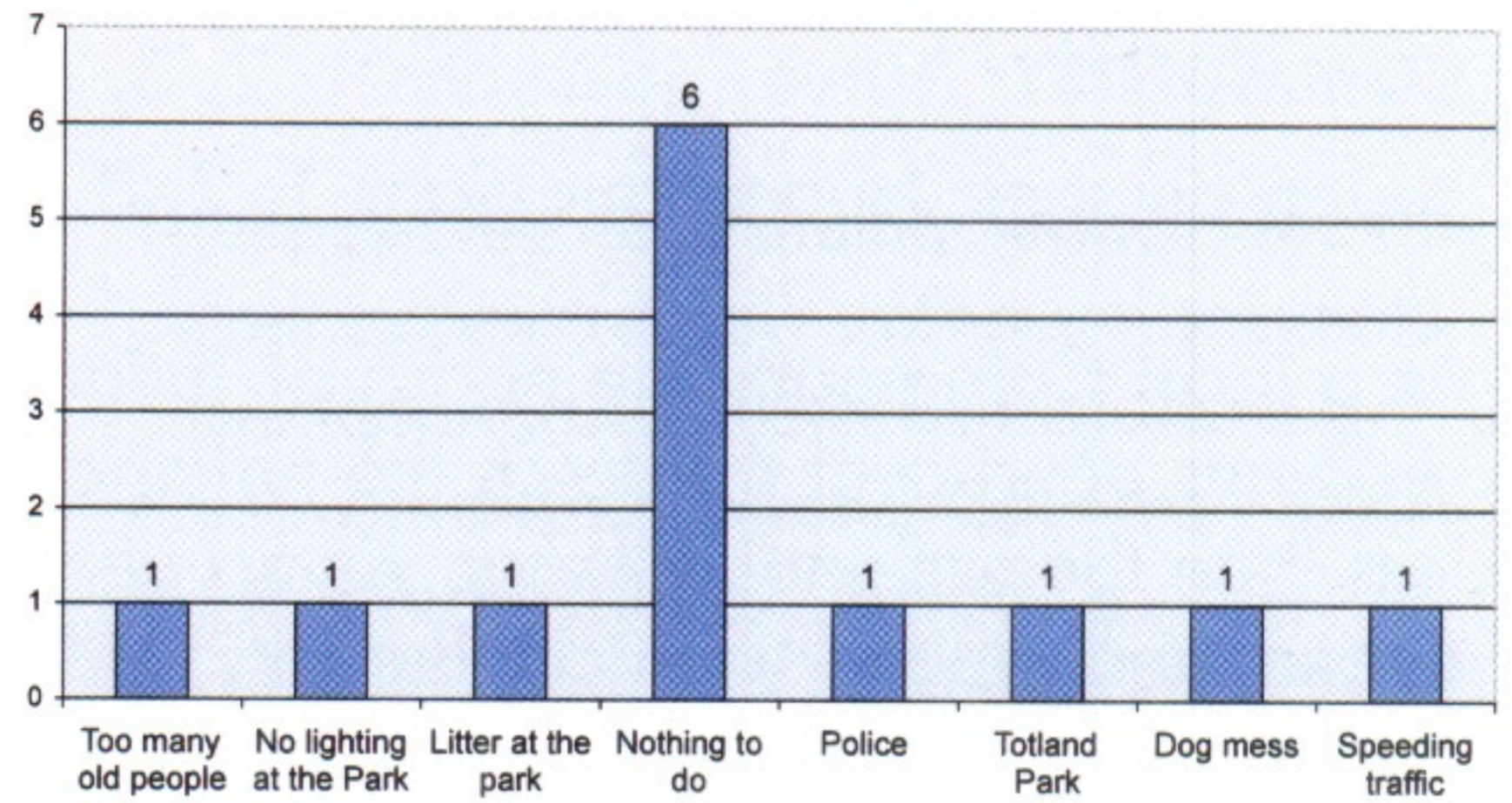
Q8 Would you like to see more shops in Totland?



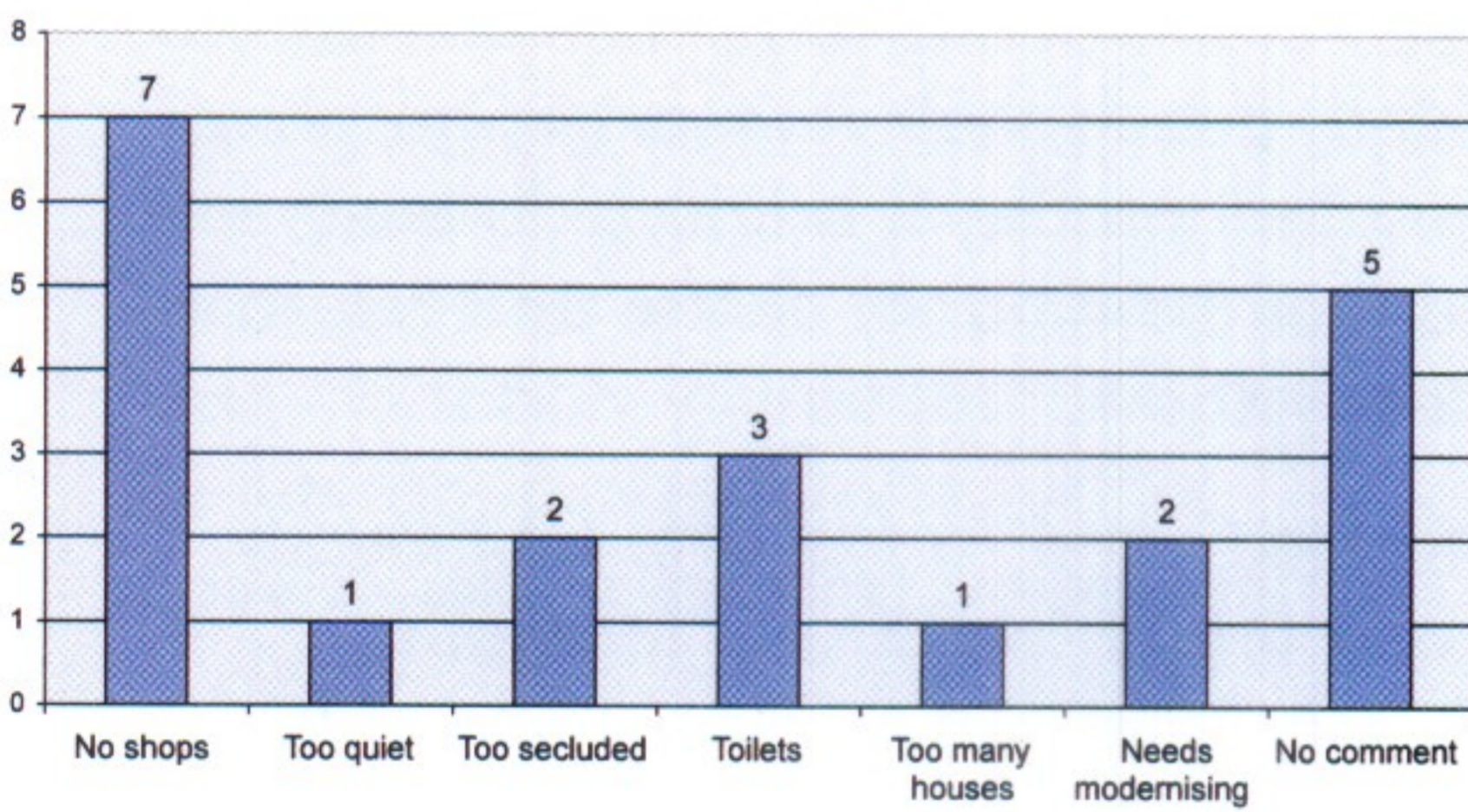
Q9 What do you like most about Totland?



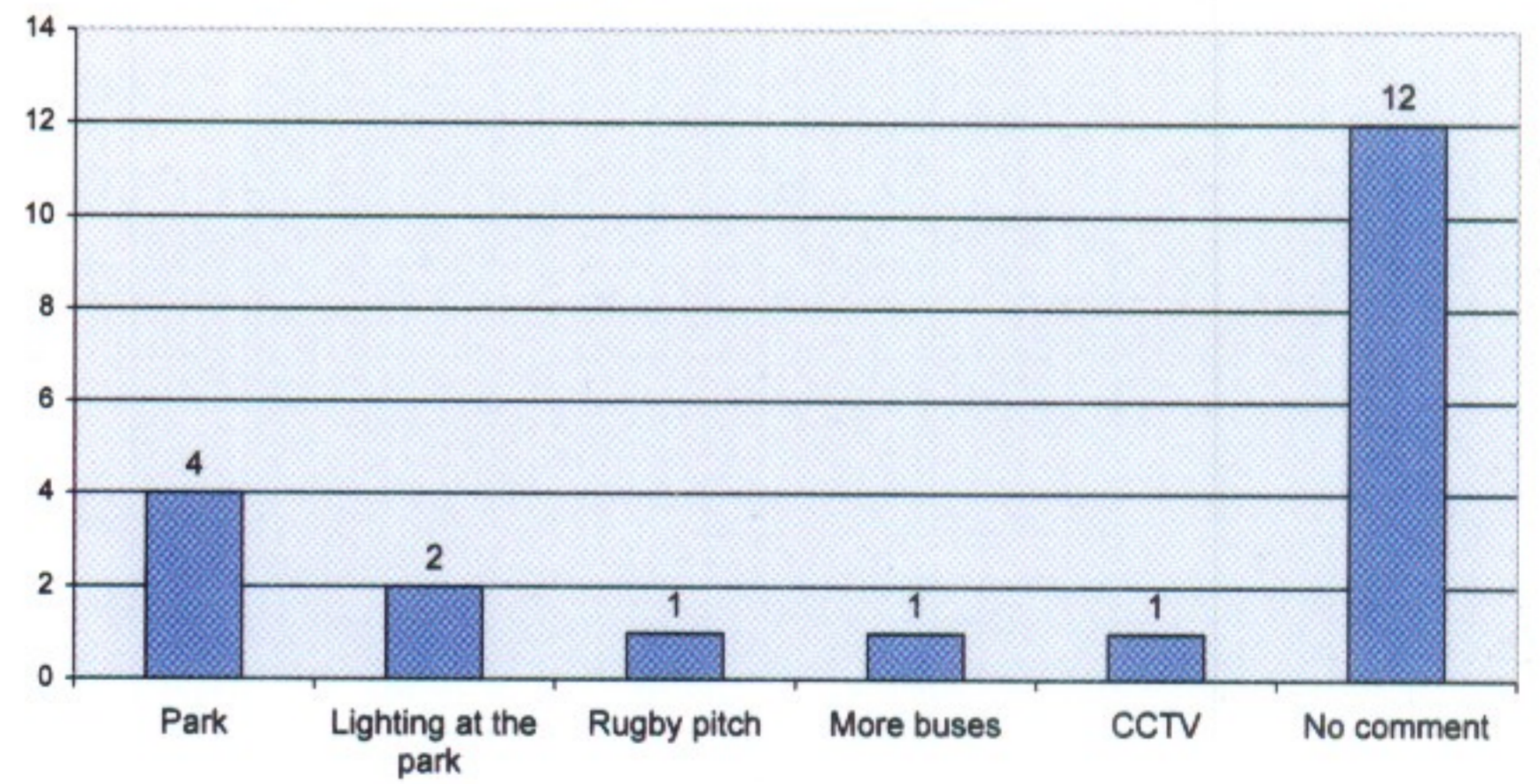
Q10 What do you like least about Totland?



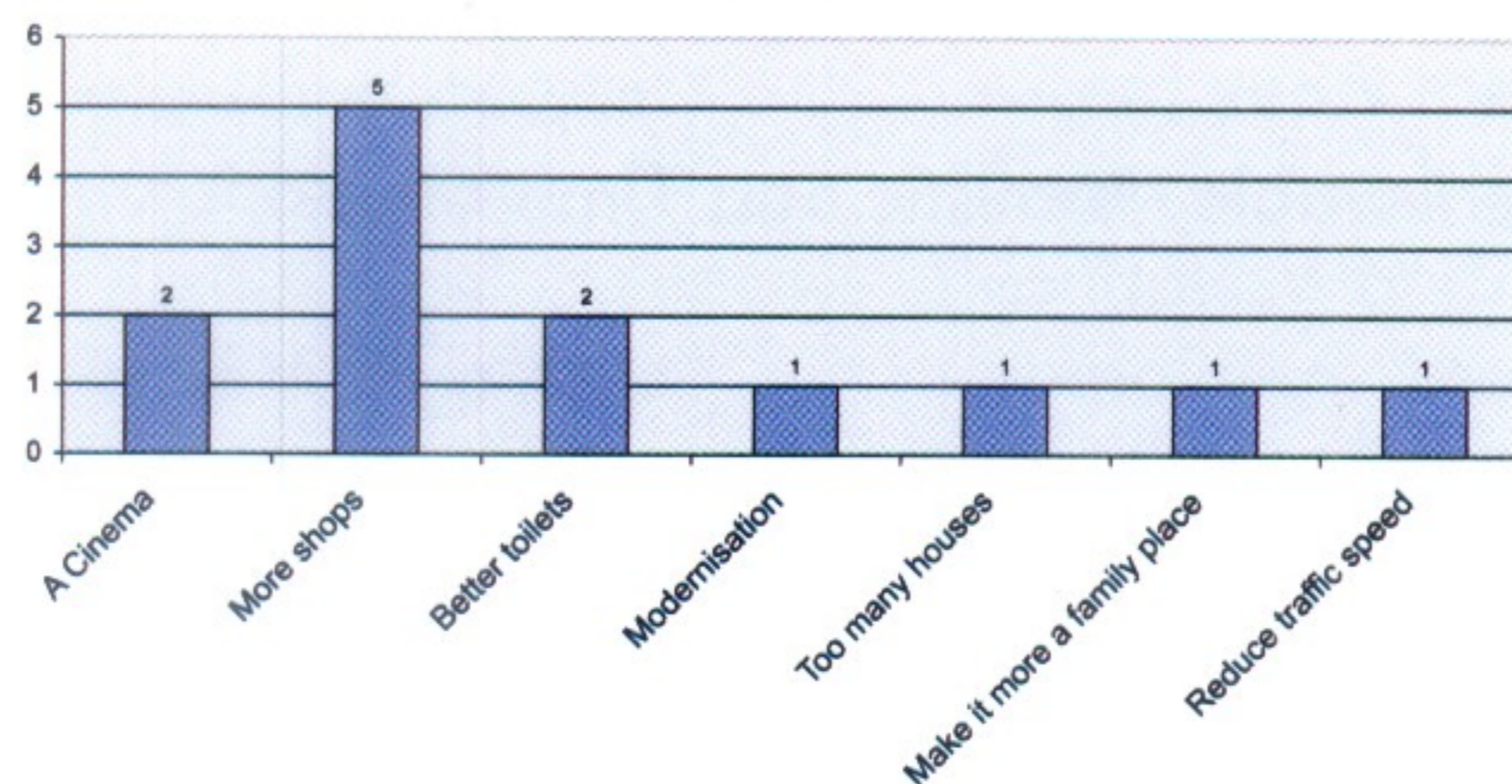
Q10 continued What do you like least?



Q11 If you could change one thing to make Totland a better place to live, work or play what would it be?



Q11 continued If you could change one thing to make Totland a better place to live, work or play what would it be?



INTERPRETATION OF SURVEY RESULTS

It is important to consider the findings from the survey of residents within the context of the socio-economic makeup of the area. By interpreting the results within this context, observers can understand the desire to make effective change for the better across many aspects of local life. The age, health and economic profile of this community, reflects the need to drive forward with plans to refurbish and improve local community facilities and assets, against a background of decay and under investment.

In order to assist in understanding the desires and needs of local residents, the survey findings will be interpreted using the following four headings:

COMMUNITY : TRANSPORT : ECONOMIC : ENVIRONMENT

COMMUNITY: (survey questions 1, 2, 3, 6, 7, 8, 9, 13, 14)

Young persons: (survey questions 1, 2, 3, 4, 5, 7, 9, 10, 11)

As a local Community the parish of Totland, is unique due to its make up of "mature" residents aged over 65 (twice the national average), at the same time it has significantly less than the national average young persons aged under 19, a higher than average dependency upon Incapacity Benefit, yet higher than the island average, single lone-parents. This background, along with the fact that more than a quarter of the nearly 3,000 residents, have some sort of limiting long-term illness, gives rise to strong local support for a much needed Community Centre, improved public conveniences, neighbourhood watch schemes and increased local community events.

The residents of Totland currently do not enjoy much of the public investment in resources and facilities that other communities take for granted, due to their remote geographical location on the island. As a consequence of this resident profile, it is critical to ensure that the vital public investment is accessed to build their community centre and refurbish their public conveniences as their survey results clearly show.

Typically, comments such as *"Totland looks old and tired"* and *"a first rate Community Centre would put the heart back into the village"* and finally *"repair our footpaths, pavements, benches and our pier!"* are all strongly felt views that enjoy considerable support across all age groups.

To turn these wishes into real action, the Totland Steering Group, Village Trust and Parish Council must prepare a "SMART" Action Plan in the final section of this report.

SMART stands for:

Specific, Measurable, Achievable, Realistic and Time bound.

TRANSPORT: (survey questions 5, 17, 18, 19)

Young persons: (survey question 6)

Despite the geographical remoteness of Totland, the survey results indicate a fair degree of public usage from both residents and young persons for the present public transport services currently operating. However, real concern is with the speed and lack of traffic control measures of vehicles passing through the Parish. Furthermore, many residents complained of *“uneven and poorly maintained footpaths”* together with *“railings which need both repair and repainting”*.

These problems, as with the community issues, are typically symptomatic of under funding, lack of investment and neglect. Once again, each survey result will be interpreted within the Action Plan to make SMART outcomes that will result in real improvements on the ground.

ECONOMIC: (survey questions 10, 11, 12, 15, 16)

Young persons: (survey question 8)

The main economic activity in Totland is house building due to the ongoing rises in property and land prices. Household incomes are generally lower than the island average and as a consequence house purchase is usually out of the reach of many local residents, particularly first time buyers.

To address these issues for local people, the Action Plan must contain real proposals to work closely with partner agencies and authorities to encourage more *“Affordable Housing”* within the parish boundary.

ENVIRONMENT: (survey questions 4, 20, 21 22)

Young persons: (survey question 9)

Totland enjoys a stunning coastline and countryside with over two thirds of the area within a classified Area of Outstanding Natural Beauty and with tourism playing an increasingly important role within the local community. Residents are enthusiastic and supportive of environmental initiatives. The survey typically highlighted the fears of many residents *“Don’t allow our most scenic beauty spots to be spoilt by overdevelopment”* and *“how can we stop dog owners from throwing their waste bags into the hedgerows?”*

Locals are extremely proud of their beautiful and treasured environment, the Action Plan must address their concerns and provide real solutions to protect and enhance it for future generations.

TOTLAND PARISH PLAN 2007 - ACTION PLAN

COMMUNITY

Objective	Actions Required	Priority	Justification	Timescales	Responsibility (Lead Partners)	Resources Required	Monitoring Responsibility
Totland Church Hall to become Community Centre.	<ol style="list-style-type: none"> 1. Village Trust to acquire lease. 2. Obtain building plans. 3. Seek, plan and manage finance. 4. Oversee building work 5. Continually monitor progress. 	HIGH	<ol style="list-style-type: none"> 1. 30% of all residents over 65. 2. High % of residents caring for sick and disabled. 3. Higher than island average on Incapacity Benefit, more lone parents and full-time carers. 4. Survey results show overwhelming support for this objective. 5. Survey question 1. 	<ol style="list-style-type: none"> 1. Obtain lease within six months. 2. Building plans and approval within one year. 3. Seek finance immediately. 	<p>Lead: Totland Village Trust.</p> <p>Partners: Totland Parish Council and Diocese of Portsmouth.</p>	Funding needed to address actions required by Village Trust.	Totland Village Trust. Totland Parish Council.
Improve Public Conveniences within Parish.	<ol style="list-style-type: none"> 1. Upgrade existing facilities. 2. Maintain open throughout the year. 	HIGH	<ol style="list-style-type: none"> 1. Higher percentage of residents aged over 65. 2. Provide safe and healthy environment for residents and tourists. 3. Survey results show overwhelming support for this objective. 4. Survey question 3. 	Initial meeting with partners within three months.	Parish Chairman to meet Local Member and IWC Officers.	Funding provided by IWC.	Totland Parish Council.
To establish more neighbourhood watch areas.	<ol style="list-style-type: none"> 1. Encourage community involvement. 2. Facilitate new schemes. 	MED	<ol style="list-style-type: none"> 1. Nearest (24-hour) Police Station is located in Newport. 2. Survey results show concern for lack of visible policing and youth gangs. 3. Survey questions 6,7,8,9. 	Initial Public Meeting with partners within six months.	<p>Lead: Safer Communities.</p> <p>Partners: Police and Totland Parish Council.</p>	Minimal funding.	Police. Totland Parish Council.
Support and encourage new and existing Community Events in the Parish.	<ol style="list-style-type: none"> 1. Make existing parish facilities available to community groups. 2. Use parish facilities to advertise events. 3. Use Parish News to encourage new and existing groups for community projects. 	LOW	<ol style="list-style-type: none"> 1. Higher levels of retired and economically inactive residents. Survey demonstrates high community commitment and support to improve Parish. 2. Survey question 2. 	Within two years.	<p>Lead: Totland Parish Council.</p> <p>Partners: Local Organisations, Residents and Young Persons.</p>	<p>Private funding by groups.</p> <p>Grants where possible.</p>	Totland Parish Council. Local Residents.

Objective	Actions Required	Priority	Justification	Timescales	Responsibility (Lead Partners)	Resources Required	Monitoring Responsibility
To attract NHS dental service to Totland.	<ol style="list-style-type: none"> Alert Health Trust to lack of local dental provision in Parish. Remind Health Trust of Health Profile for Parish in latest Dept of Health statistics. 	MED	<ol style="list-style-type: none"> Acute dental shortage locally is worse in Totland, due to its remoteness and age profile of local residents. Health Trust has a stated aim to reduce health inequalities and improve health, therefore must consider some service provision for Totland. Explore options for free/subsidised public transport for all dental appointments. Survey results show high levels of dissatisfaction with current lack of provision. Survey questions 13,14. 	<ol style="list-style-type: none"> Write to Health Trust concerning lack of provision within three months. Request Health Trust to investigate ways of making dental services “more local” in Totland and report back to Parish Council in one year. 	<p>Lead: Health Trust.</p> <p>Partners: Totland Parish Council. Local Residents.</p>	Heath Service Budget.	Totland Parish Council. Local Residents.

TRANSPORT

Objective	Actions Required	Priority	Justification	Timescales	Responsibility (Lead Partners)	Resources Required	Monitoring Responsibility
To improve traffic control measures within the Parish.	<ol style="list-style-type: none"> Encourage all drivers to adhere to the local speed limits. Review traffic control measures throughout the parish. Install footpath along east side of Colwell Common adjacent A3054 Colwell Rd. 	HIGH	<ol style="list-style-type: none"> High local car dependency. Higher percentage of residents aged over 65. Higher percentage of residents with a limiting long term illness. Survey results show concern over speeding traffic and a need for improved traffic control. Survey questions 17,18. 	Initial meeting with partners within three months. Priorities on speed, traffic control and parking to be determined.	<p>Lead: Totland Parish Council.</p> <p>Partners: IWC Highways, Police and Camera Partnership.</p>	Funding unknown but could be included within IWC Transport capital programme.	Totland Parish Council to quarterly review improvements on their parish agenda.

ECONOMIC

Objective	Actions Required	Priority	Justification	Timescales	Responsibility (Lead Partners)	Resources Required	Monitoring Responsibility
For the Local Planning Authority to listen, understand and consider local views, prior to future planning decisions, within the Parish.	<ol style="list-style-type: none"> 1. Pass onto the planning authority the views from the local survey. 2. Develop regular communication channel to enable full and fair exchange of views between Parish Council and Planning Authority. 3. Use Parish News to inform local residents. 	HIGH	<ol style="list-style-type: none"> 1. Overwhelming survey results show high levels of dissatisfaction with IWC. 2. Survey questions 12,15,16. 	<ol style="list-style-type: none"> 1. Prepare plans how to improve working and understanding with Planning Authority within six months. 2. Invite leading members to Parish meeting within six months. 3. Inform local residents of new approach in next Parish News. 	<p>Lead: Chairman of Totland Parish Council.</p> <p>Partners: IWC and Local Residents.</p>	No funding required.	<p>Totland Parish Council Members.</p> <p>Include quarterly review of planning decisions and other dealings with IWC on parish agendas.</p>
Increase the Provision of Affordable Housing.	<ol style="list-style-type: none"> 1. Write to Planning Authority stating the views of the Parish Council. 2. Highlight shortage of Affordable homes. 3. Send local survey results to IWC Housing Dept. 4. Prepare a Village Design Statement. 5. Carry out a Housing Needs survey. 	HIGH	<ol style="list-style-type: none"> 1. Higher than average percentage of residents in Private rented homes. 2. Survey results strongly supportive. 3. Survey questions 10,11. 	<ol style="list-style-type: none"> 1. Formally write to Planning authority within three months. 2. Send all survey results and findings to IWC Housing Dept within six months. 	<p>Lead: IWC Planning Authority.</p> <p>Partners: Totland Parish Council and Local Residents.</p>	There are no funding issues.	Totland Parish Council to quarterly review on their parish agenda.
Transfer responsibility and maintenance of footpaths and pavements to Totland Parish Council.	<ol style="list-style-type: none"> 1. Meet with IWC Highways Department to discuss how transfer can be efficiently effected. 2. Need to ensure existing maintenance and capital budget for this work is transferred in full from IWC. 3. Consider maintenance schedule for work after transfer. 	LOW	<ol style="list-style-type: none"> 1. Survey results show high level of dissatisfaction with current pavement surfaces. Survey also strongly supports improvement to amenity areas, beach and promenade. 2. Survey question 5. 	<ol style="list-style-type: none"> 1. Initiate meeting with IWC Highways Dept within nine months. 2. Draw up maintenance contract for work required. 3. Plan start date with contractor after successful transfer of responsibility and budget from IWC. 	<p>Lead: Totland Parish Council.</p> <p>Partners: IWC Highways Department and Successful Contractor.</p>	Transfer of existing budget from IWC after meeting.	Totland Parish Council. All residents.

ENVIRONMENT


Objective	Actions Required	Priority	Justification	Timescales	Responsibility (Lead Partners)	Resources Required	Monitoring Responsibility
Prevent dog fouling.	<ol style="list-style-type: none"> 1. Monitor closely existing by-laws. 2. Review existing contract with IWC. 3. Consider additional dog poop bins. 	LOW	<ol style="list-style-type: none"> 1. Parish has over 450.000 tourists passing through the area each year. 2. The parish includes areas of Outstanding Natural Beauty. 3. Survey results support a clean and healthy environment. 4. Survey question 4. 	<ol style="list-style-type: none"> 1. Initiate meeting with IWC Environmental Health Department within six months. 	<p>Lead: Dog Warden Contractor.</p> <p>Partners: Totland Parish Council.</p>	Existing contract funded by IWC.	Totland Parish Council. IWC Environmental Health Department.
To increase the number of trees and plants within the parish.	<ol style="list-style-type: none"> 1. Initiate a tree and bulb planting campaign within the parish. 2. Work with local schools and community groups to encourage the widest participation. 3. Seek assistance from Island 2000. 	LOW	<ol style="list-style-type: none"> 1. High number of Tourists. 2. Areas of Outstanding Natural Beauty in Parish. 3. Survey highlights enthusiastic support for environmental initiatives. 4. Survey question 20. 	<ol style="list-style-type: none"> 1. Contact schools re campaign within twelve months. 2. Choose best locations within eighteen months. 3. Plan to undertake work during Autumn 2009. 	<p>Lead: Totland Parish Council.</p> <p>Partners: Local schools, Island 2000 Trust and West Wight Landscape Partnership.</p>	Grants and Island 2000 Trust funds.	Totland Parish Council.
To catalogue the flora and fauna in Totland.	<ol style="list-style-type: none"> 1. Recruit experts to undertake cataloguing. 2. Prepare specification for work required including timescales. 3. Make findings available to residents and interest groups. 	LOW	<ol style="list-style-type: none"> 1. Areas of Outstanding Natural Beauty in Parish. 2. Survey highlights enthusiastic support for environmental initiatives. 3. Survey question 21. 	<ol style="list-style-type: none"> 1. Prepare specification within two years. 2. Recruit experts to undertake task within two years. 3. Make findings available as soon as available. 	<p>Lead: IWC Planning Authority.</p> <p>Partners: West Wight Landscape Partnership. Residents.</p>	Grants available for this work.	Totland Parish Council.

YOUNG PERSONS SECTION

Objective	Actions Required	Priority	Justification	Timescales	Responsibility (Lead Partners)	Resources Required	Monitoring Responsibility
Upgrade Facilities in Totland Recreation Ground.	1. Transfer ownership of Recreation Ground from IWC to Totland Parish Council.	MED	1. Acute lack of leisure amenities within parish for young persons. 2. Resident's concern re vandalism and young persons congregating together. 3. Young Persons Survey highlights strong support to upgrade a range of facilities in Totland Recreation Ground. 4. Survey questions 1,2,3.	1. Write to IWC to apply to transfer ownership within six months. 2. Engage with local young persons to discuss upgrade details and priorities via internet, Parish News and local office within twelve months. 3. Apply to Sporting England, lottery and other Trusts for grant aid.	Lead: Totland Parish Council. Partners: IWC, Young Persons, Businesses, Local Residents and funding Trust.	Apply for Funding to carryout work.	Totland Parish Council.
To incorporate youth club facilities within the proposed new Totland Community Centre.	1. Totland Village Trust to actively include provision for Young Persons in all aspects of plans to acquire and develop the church hall. 2. Totland Village Trust to engage and encourage Young Persons to participate in developing the youth club facilities.	LOW	1. Acute lack of leisure amenities within the parish for young persons. 2. Young Persons Survey supports the aim to have a Totland Youth Club. 3. Survey results show a strong desire to adopt a participative approach between all agencies to develop new and varied facilities for young persons. 4. Survey questions 4,5.	1. Incorporate Youth facilities within building plans and approval within one year. 2. Contact Kathy Marriott at IWRCC concerning ways to engage Young People within this process within twelve months.	Lead: Totland Village Trust. Partners: Totland Parish Council, IWC Youth Service, Police, IWRCC and Young Persons.	Funding required, to be part of the overall bid for the Community Hall project.	Totland Village Trust and Totland Parish Council.



TOTLAND PARISH PLAN 2007



Published by:

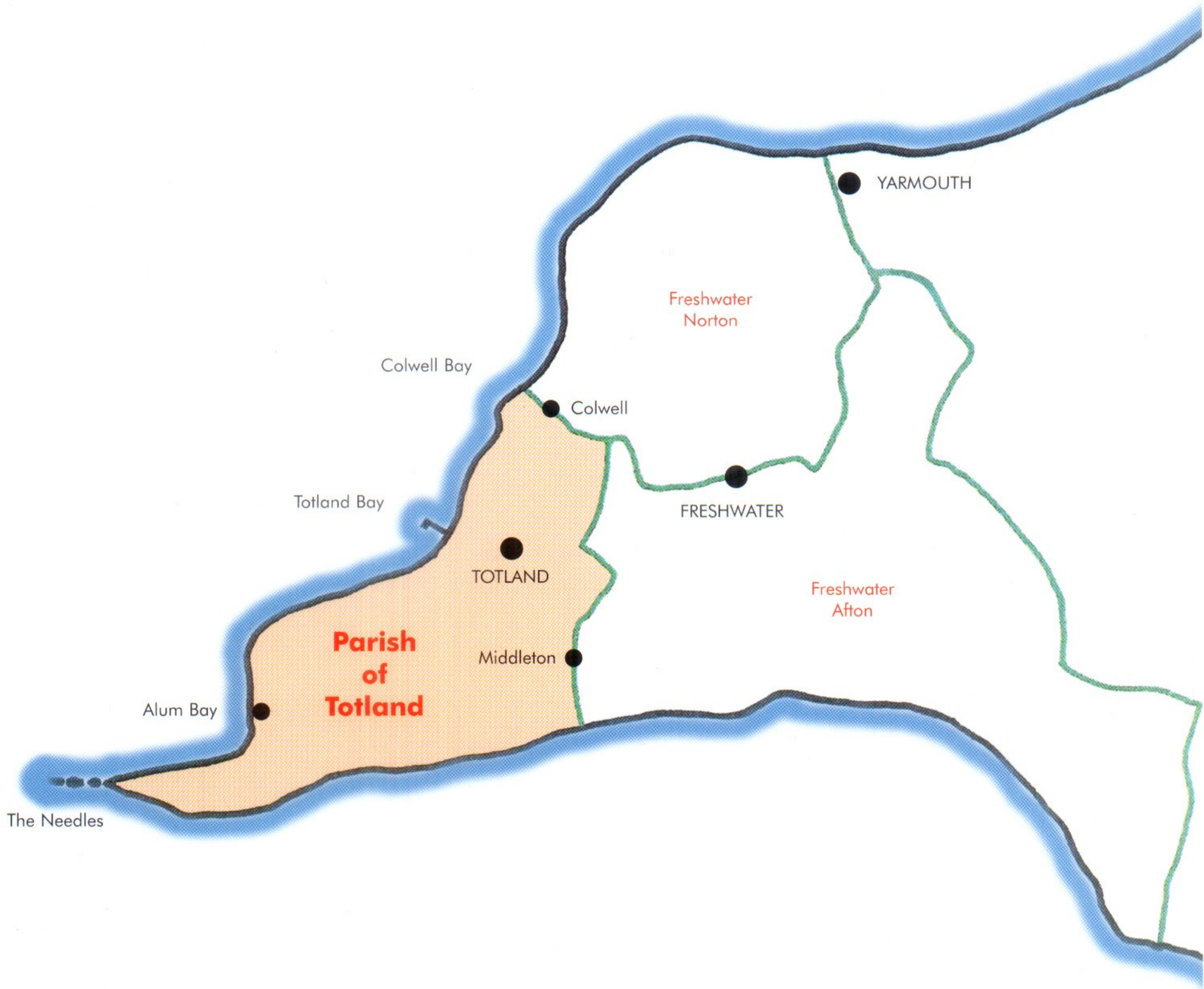
Totland Parish Plan Steering Group
Totland Parish Council Offices
Winchester House
The Broadway
Totland Bay
Isle of Wight
PO39 0AX

Printed by:

Holbrooks Printers Ltd. Norway Road, Hilsea, Portsmouth, Hants. PO3 5HX



TOTLAND PARISH PLAN 2007



PARISH MAP