

Why not make your own dragon puppet?



Dragon Facts

Dragons are mythological creatures that have existed in folklore across the world for thousands of years.

It is possible that the idea of dragons came from ancient discoveries of dinosaur fossils, alongside people's fear of snakes and other dangerous reptiles.

Dragons on the Isle of Wight

The Isle of Wight Heritage Service looks after thousands of historical items. Some of our collections have a connection with dragons. These objects include a medieval gold finger ring and a silver toothpick/ear scoop.



This gold ring is over 500 years old. Can you see the picture of the lady engraved on the ring? This is St Margaret of Antioch there is a story that she was eaten by a dragon. St Margaret managed to escape by killing the dragon, spearing it through the mouth with her cross.

The ear scoop was made over 300 years ago. Can you see the dragons tongue? This would have been used for getting wax out of your ears!

The toothpick is missing but would have emerged from the body of a dragon.



To find out more about these objects go to –

<https://www.iow.gov.uk/council/OtherServices/Museum-Service/?wpPreview=15673>

Dragon puppet - What you will need

Paper

2 ice lolly sticks / straws / pencils or stiff cardboard

Sticky tape

Crayons/felt tip pens/colour pencils

Crepe paper/ribbon/wool/string optional



Instructions

1/ Draw and design your own dragon head and tail. Or you can print out, cut and colour the template provided below.



2/ Make the body of your dragon by cutting a long piece of paper. The paper should be the same thickness as the head and tail of your dragon. Fold the paper back and forth (like an accordion).



If you wanted a very long dragon can tape together several pieces of paper.

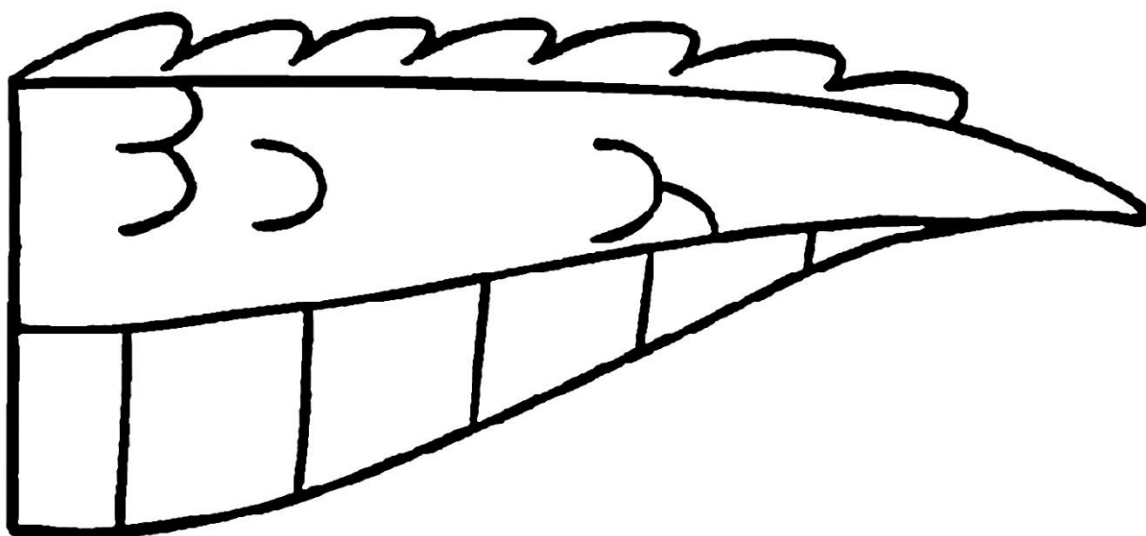

Attach the head and tail of the dragon onto each end of the folded paper.

3/ Tape the sticks to the back of the dragon's head and tail. These sticks will be the handles for your puppet. If you do not have any sticks, then use strips of thick cardboard instead.



4/ Decorate your puppet using what you can find around the house.

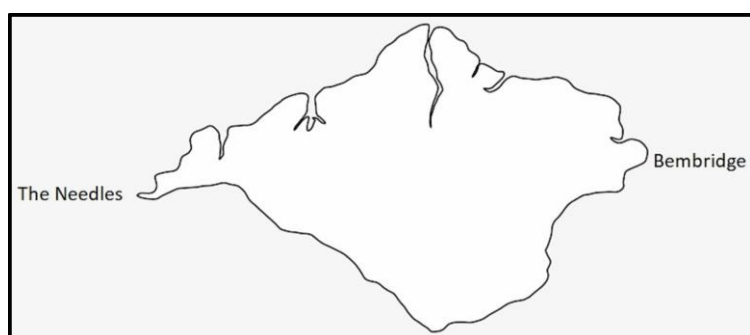
5/ Make up a dragon story and put on a puppet show for your friends and family.



The legend of Dragon Island

In ancient times, the chalk downs which form the central spine of the Island were thought to resemble a dragon. Its tail being The Needles and its head lay at Bembridge Foreland. A small cove called '*The Nostrils*' would have formed part of the creature's head (this is situated just below Culver Cliff in Sandown).

Can you draw the sleeping dragon on the map of the Isle of Wight? Can you mark on the map of the Island the location of your house? Is your house built on top of the sleeping dragon?



Be a dragon Detective - Find out more

Look at how many different dragons you can find on the website of the British Museum (https://research.britishmuseum.org/research/collection_online/search.aspx).

- What is the oldest dragon that you can find?
- Make a list of all the different countries that you can find dragon related objects from.
- Plot the dragon objects on a globe or an atlas.
- How many different dragon myths and legends can you find on the internet?

Two of the dragon finds in our collection (medieval gold finger ring and silver toothpick/ear scoop) were found by metal detectorists. Explore the website of the Portable Antiquities Scheme (<https://finds.org.uk/>).

- How many dragon items have been recorded on the database?
- How many dragon artefacts have been found on the Isle of Wight?
- Keep a record of your favorite dragon artefacts, make a sketch and keep a note of where it was found and when it was made.

How many paintings of dragons can you find on the National Gallery website? (<https://www.nationalgallery.org.uk/>).

- Which is your favourite painting why?
- Write a short story about your favourite painting.
- Draw and colour a picture in the same style as your favourite painting



Dragon design - these plates are from our museum collection they have been decorated with dragons. Why not design your own dragon?

Other websites with great information about dragons.

Britannica Kids - Dragons for children (<https://kids.britannica.com/>)

Wikipedia - Dragon, History and myth (<https://en.wikipedia.org/wiki/Dragon>)

American Museum of Natural History (<https://www.amnh.org/exhibitions/mythic-creatures/dragons>)

Word search

W	H	T	O	A	L	D	T	S	B	G	R
N	F	H	D	C	D	R	H	W	U	T	L
B	I	F	Q	P	G	A	Y	A	X	E	H
Y	R	D	R	A	G	O	N	L	J	E	I
D	E	R	O	O	T	E	F	C	S	T	N
R	J	A	S	I	U	D	H	T	A	H	R
A	B	R	E	A	T	H	I	N	G	N	S
Z	I	B	S	C	A	L	E	S	K	L	S
I	U	R	G	Y	P	C	F	W	Y	O	G
L	L	S	N	V	E	A	S	N	A	K	E
D	R	E	I	R	T	N	E	P	R	E	S
P	T	A	W	D	Z	Y	O	I	J	T	D

Dragon Wings Teeth Scales Claws

Serpent Lizard Snake Fire Breathing

Can you find these words in the grid?

They can be backwards, forwards, up and down. *Good luck* 😊

Phone 01983 823433

Email - museums@iow.gov.uk

Web - www.iwight.com/museums