



Isle of Wight
Council

Island School Place Planning

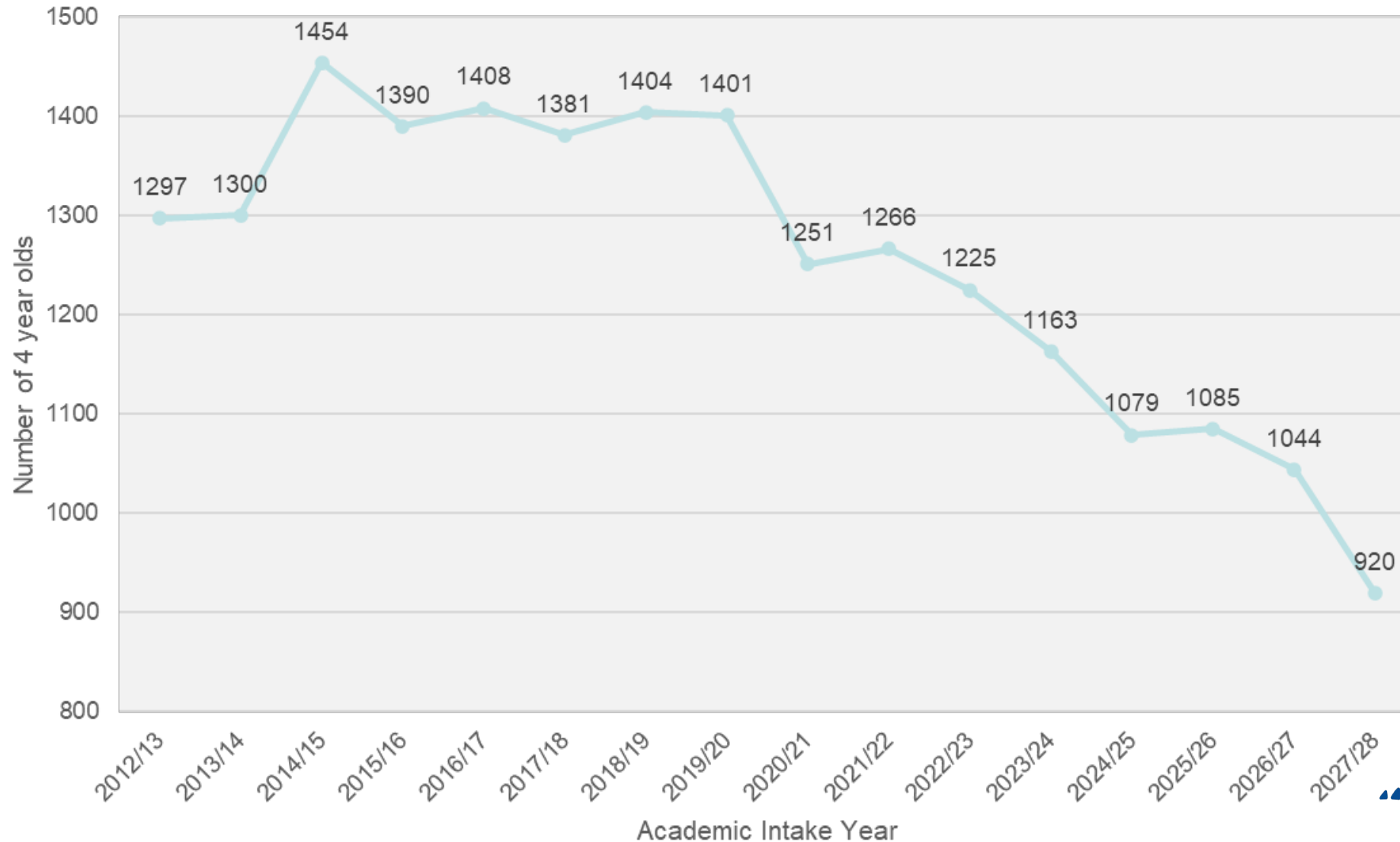
Arreton CE Primary School - Consultation event

25th September 2024

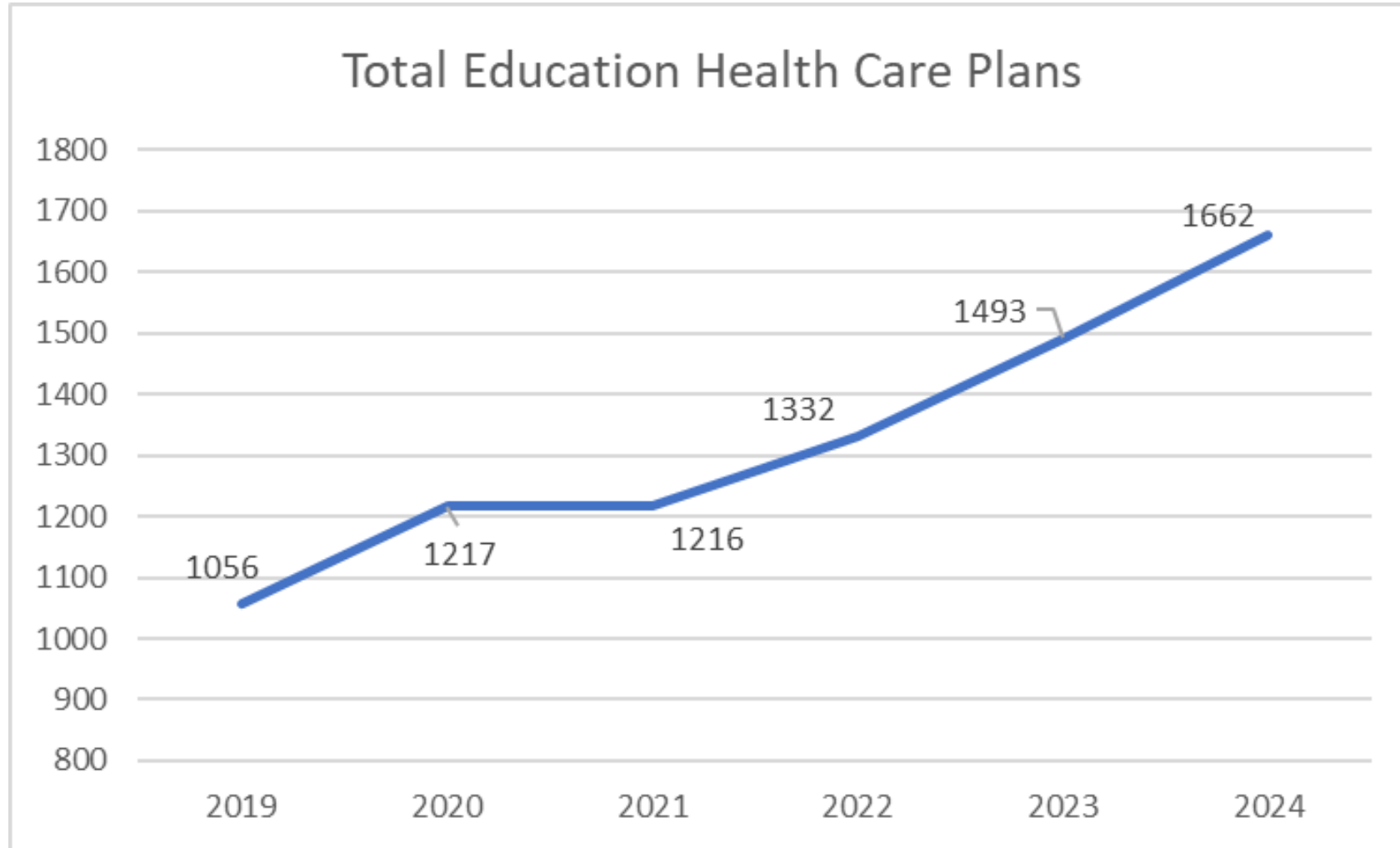
Introductions

- 🏛️ **Cllr Jonathon Bacon** Cabinet Member for Children’s Services and Corporate Functions
- 🏛️ **Ashley Whittaker** Strategic Director of Children’s Services
- 🏛️ **Naomi Carter** Service Director – Education, Access and Inclusion
- 🏛️ **Heather Morris** Strategic Manager – SEND, Education and Inclusion
- 🏛️ **Theresa Wall** Service Manager - Education
- 🏛️ **Jade Kennett** Service Manager – Strategic Development
- 🏛️ **Emma Goldring** Strategic Development Officer
- 🏛️ **Director/Deputy of Education** Church of England the Diocesan of Portsmouth

Why is change needed across the Island?



Special Educational Needs and Disability




Education Strategy

By 2030, all children and young people on the Isle of Wight will be equipped with the skills and aspiration to access opportunities of their choice.



Our five priorities

- **High aspirations** from all and of all.
 - **Enriching curricular** experiences with meaningful pathways into adulthood.
 - **High quality special educational needs and disability provision** on Island for children and young people.
 - **A well-trained workforce**, with a range of continued professional development and clear career routes.
 - **A sustainable** education infrastructure.
- 

Expanding Special Educational Needs

- Over the next **18 months**, we are planning to create **over 200** additional special educational needs places on the Island.
- Creating the first Social Emotional Mental Health (SEMH) on the Island (Opening 1 September 2024).
- Opening provision for sensory (visual impairment and hearing impairment). The first on the Island.
- Expanding places for Autism along with Speech, Language and Communication Needs (SLCN).
- Opening provision to cater for high anxiety/mental health needs.
- Increasing provision for young people with health needs.
- Providing new therapeutic learning environments.

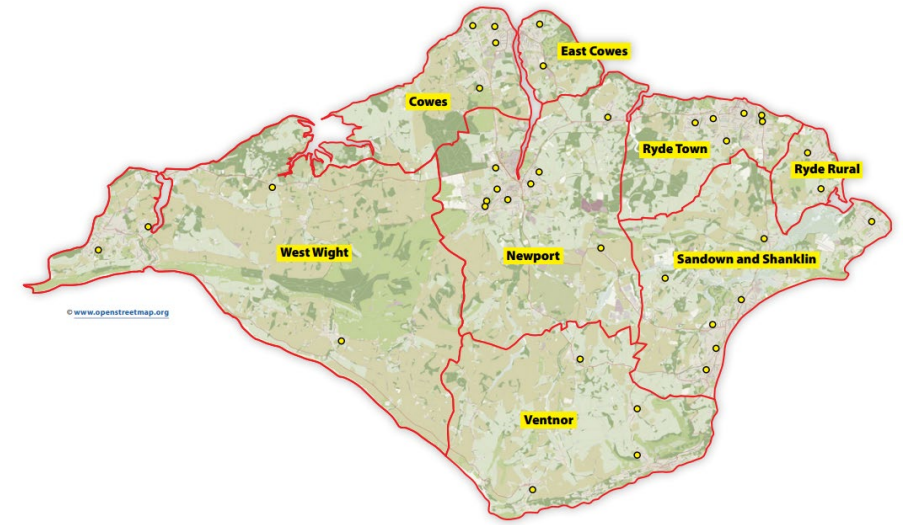
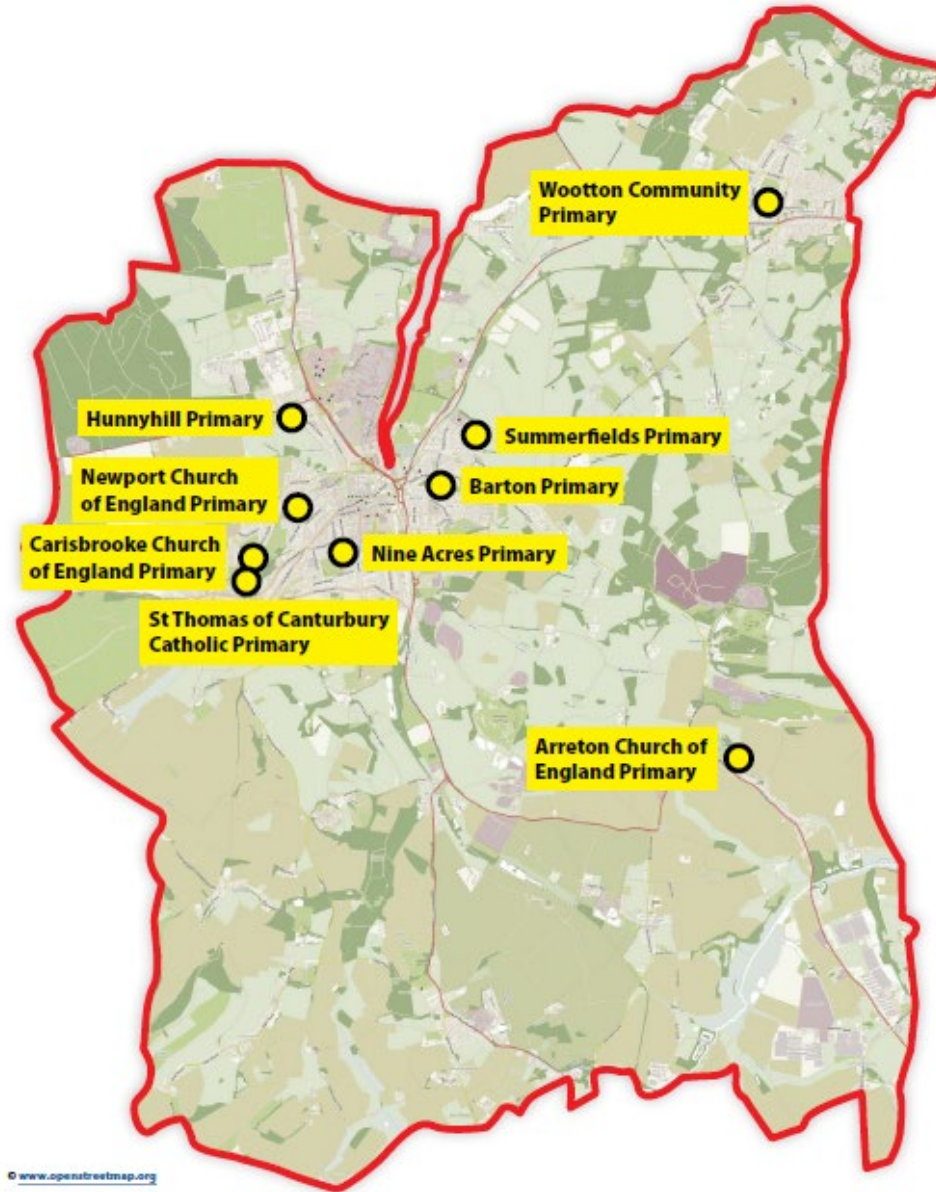
How are we going to do this?

- By re-using school buildings.
- Expanding our primary and secondary special schools.
- Expanding Resourced Provisions in our primary and secondary schools.

The Process

- Cabinet have considered the report and provided approval to undertake a consultation
- Report published 4th September
- Approval to consult provided 12th September
- Initial six-week consultation period commences 20th September to 1st November (non-statutory)
- Report on outcome of consultation goes to Cabinet (12th December)
- Publication of Public Notice early in January (if approved) further 4-week statutory consultation period commences
- Final report and decision by Cabinet Member or Cabinet (Feb/March)
- Implementation if approved September 2025

Newport Planning Area



Newport Planning Area

Current number of children attending the schools:

School	Year							Total number on roll
	R*	1	2	3	4	5	6	
Arreton St George's Church of England Primary	11	3	21	23	20	24	23	125
Barton Primary	31	25	28	33	43	42	43	245
Carisbrooke Church of England Primary	38	45	42	61	56	61	60	363
Hunnyhill Primary	45	38	57	59	47	58	61	365
Newport Church of England Primary	40	38	42	45	46	45	45	44
Nine Acres Primary	60	60	58	59	59	60	60	416
St Thomas of Canterbury Catholic Primary	23	30	29	30	29	32	28	201
Summerfields Primary	29	30	28	28	24	27	30	196
Wootton Community Primary	30	30	30	28	30	31	32	211

Forecast Data

School	PAN	Year R numbers					Surplus percentage	
		2023 to 24	2024 to 25	2025 to 26	2026 to 27	2027 to 28	2023 to 24	2027 to 28
Arreton St George's Church of England Primary	20	3	11	12	11	10	85%	50%
Barton Primary	30	26	31	31	27	25	13%	17%
Carisbrooke Church of England Primary	45	38	43	47	41	38	7%	16%
Hunnyhill Primary	60	45	48	53	46	42	35%	30%
Newport Church of England Primary	45	40	39	43	37	34	24%	24%
Nine Acres Primary	60	60	58	64	55	51	0%	15%
St Thomas of Canterbury Catholic Primary	30	23	30	33	29	26	0%	13%
Summerfields Primary	30	29	29	32	28	25	0%	17%
Wootton Community Primary	30	30	29	31	27	25	7%	17%
Area total	350	292	307	346	301	276	17%	21%
Number of surplus places in area		58	43	4	49	74		
NHS data – overall number of children living in area		298	322	351	305	280		

In September 2027 approximately **276** YR children will start school in the Newport area.

This is against a capacity of **350** places.

Leaving **74** unfilled

Travel distance data

School	Planning area	Number of children living within one mile	Number of children living within two miles	Number of children living over two miles
Arreton St George's Church of England Primary	Newport	12	20	118
Barton Primary	Newport	228	236	19
Carisbrooke Church of England Primary	Newport	287	342	40
Hunnyhill Primary	Newport	258	346	60
Newport Church of England Primary	Newport	243	276	29
Nine Acres Primary	Newport	329	364	48
St Thomas of Canterbury Catholic Primary	Newport	146	185	20
Summerfields Primary	Newport	158	170	24
Wootton Community Primary	Newport	104	112	97

Data source: Summer Census 2024

Early Years/Wraparound Care

Sufficiency of Early Years childcare places:

- St George's Nursery and Pre-school remain on site
- Possible Expansion

Wraparound Care offer in area:

- Barton Primary – 7.45 - 5.15pm

Proposed option:

Closure of Arreton Church of England Primary School

If Arreton was closed the council would propose to establish a new therapeutic high anxiety mental health provision on the Arreton site. This would be subject to further consultation and decisions in accordance with Department for Education requirements.

Possible transition plan of pupils

As a Local Authority we recognise the transition process is crucial for success.

- Staff from schools that are expanding visit children of schools that are closing to begin to build those relationships
- Visits in small groups to new school to familiarise children with surroundings
- Visits in larger groups to new school to familiarise children with surroundings and staff
- Meet and greet the teacher in both settings
- Teaching sessions with new teachers
- Social stories and virtual tours
- Meet and greet the teacher with parent in both settings
- Joint assemblies in both schools
- Joint school events, such as sports days and school fairs
- Coffee mornings

In Summary

- The Island's population and the needs of our children are changing
- The Council has published proposals as part of a new education strategy
- There will be up to 10 weeks of consultation (6 weeks + 4 weeks)
- No decisions have yet been made
- Significant surplus capacity exists within the Newport area
- Admissions and transport impacts to be considered
- Improving education outcomes for all children involves complex decisions

Questions

Thank you for attending.



HAVE YOUR SAY!



Island school places consultation

Now open for your comments

Visit the Isle of Wight Council's Webpage to participate

DEADLINE: 1 November 2024





**Isle of Wight
Council**