

Isle of Wight 2011 census atlas

Section 7

Education



Qualifications

This is the third time that the census has included a question about educational qualifications. The resident population aged 16 and over were grouped according to qualifications obtained. These are divided into five levels:

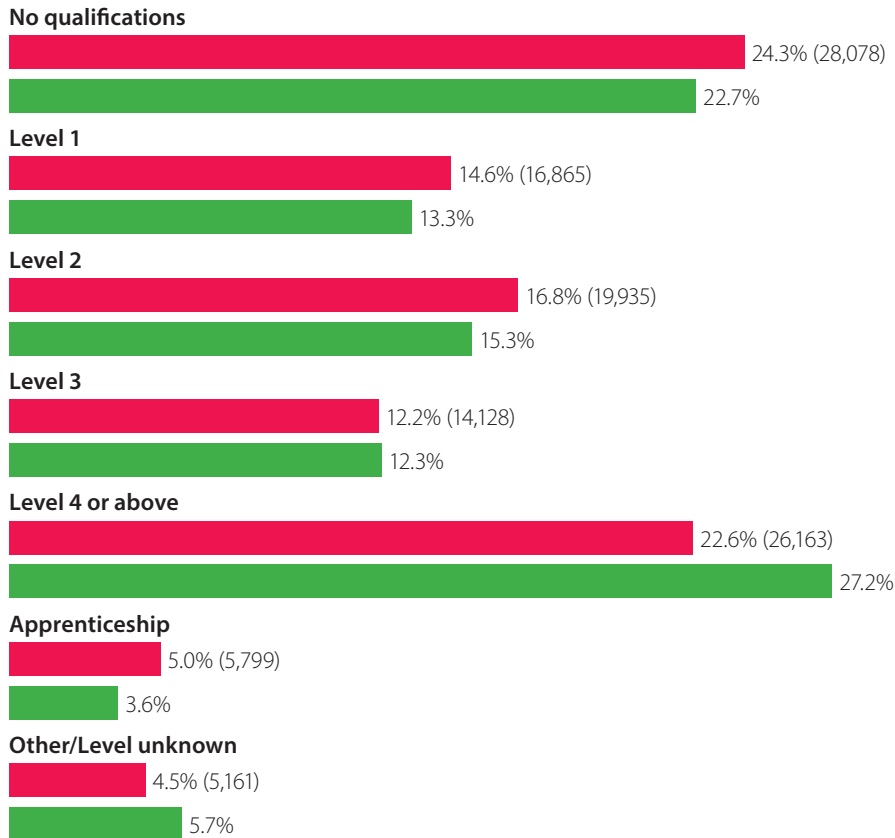
- Level 1**
- 1+ O level passes
 - 1+ CSE/GCSE any grades
 - NVQ level 1
 - Foundation GNVQ

- Level 2**
- 5+ O level passes
 - 5+ CSEs (grade 1s)
 - 5+ GCSEs (grades A*-C)
 - School Certificate
 - 1+ A/AS levels
 - NVQ level 2
 - Intermediate GNVQ

- Level 3**
- 2+ A levels
 - 4+ AS levels
 - Higher School Certificate
 - NVQ level 3
 - Advanced GNVQ

- Level 4/5**
- First/Higher degree
 - NVQ levels 4 & 5
 - HNC/HND
 - Qualified teacher status
 - Qualified medical doctor/dentist/nurse
 - Midwife/Health visitor

Highest qualification attained



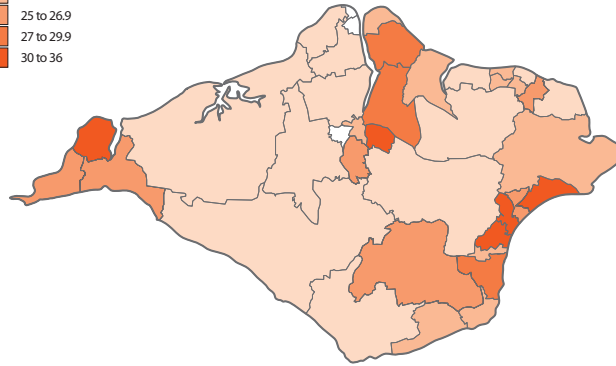

Compared with England and Wales, less Island residents are qualified to level 4 or above, however this could be because many people leave to attend higher education and then find better employment opportunities and higher salaries off-Island.



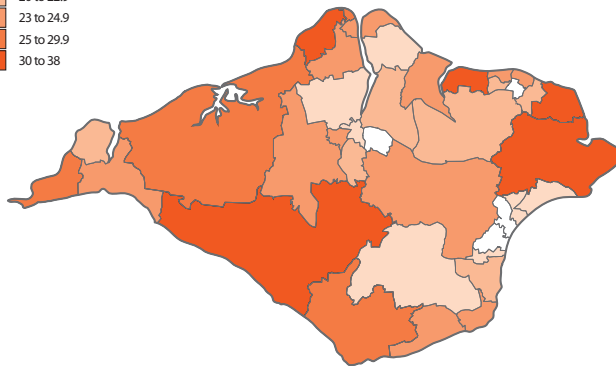
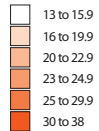
Qualifications

These maps show the distribution by home address of people with no formal qualifications and those at level 4 or above.

People with no qualifications (percentage of ward population aged 16 and over)



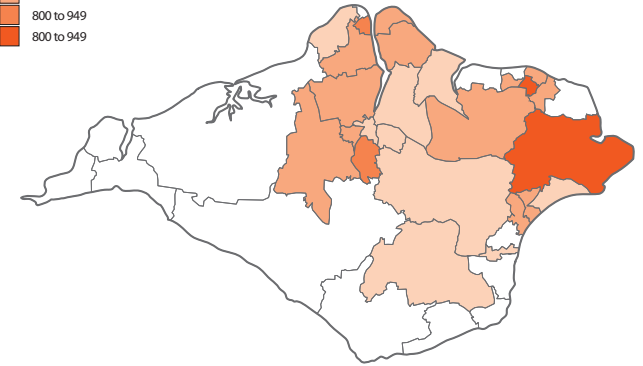

People with a level 4 or above qualification (percentage of ward population aged 16 and over)



School age children

These maps show the distribution of children aged under 18 years and provides information to help determine the location of new schools and other educational facilities.

Children aged five to 15 years (number per ward)



Children aged under 18 years (number per ward)

