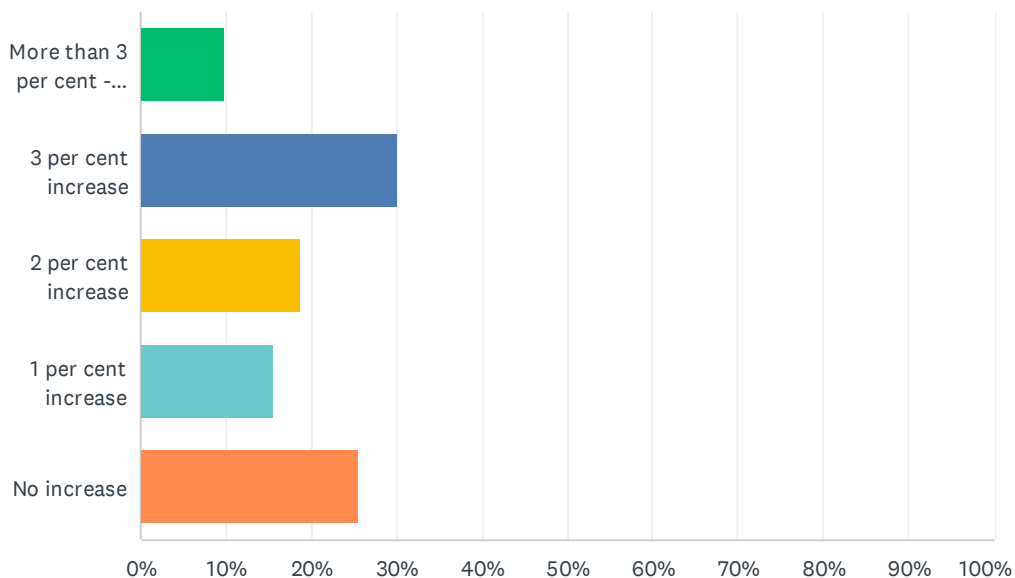


Q1 Given the financial challenges the council faces, and inflation running at around 11%, should we increase council tax or make even deeper cuts to services?

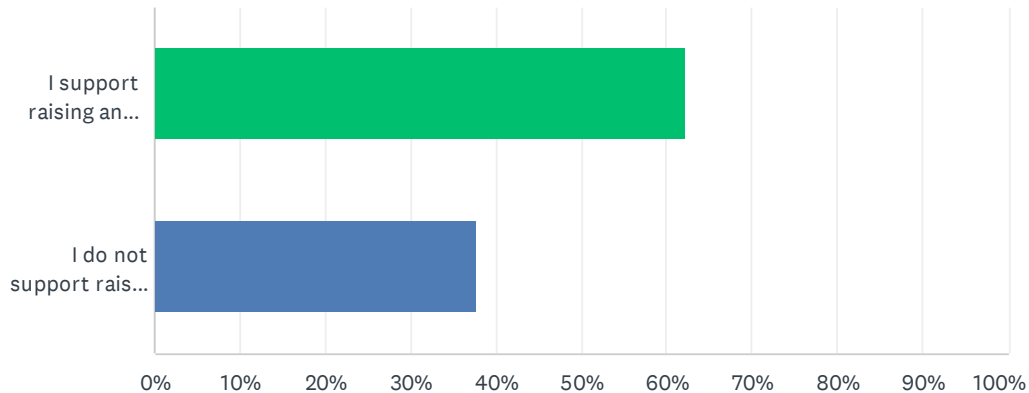
Answered: 1,068 Skipped: 24



ANSWER CHOICES	RESPONSES	
More than 3 per cent - would require a referendum	9.83%	105
3 per cent increase	30.15%	322
2 per cent increase	18.73%	200
1 per cent increase	15.64%	167
No increase	25.66%	274
TOTAL		1,068

Q2 With overall demand and complexity and therefore cost of Adult Social Care rising steeply by more than general inflation, do you support raising an adult social care levy on council tax at the 2 per cent expected by the Government?

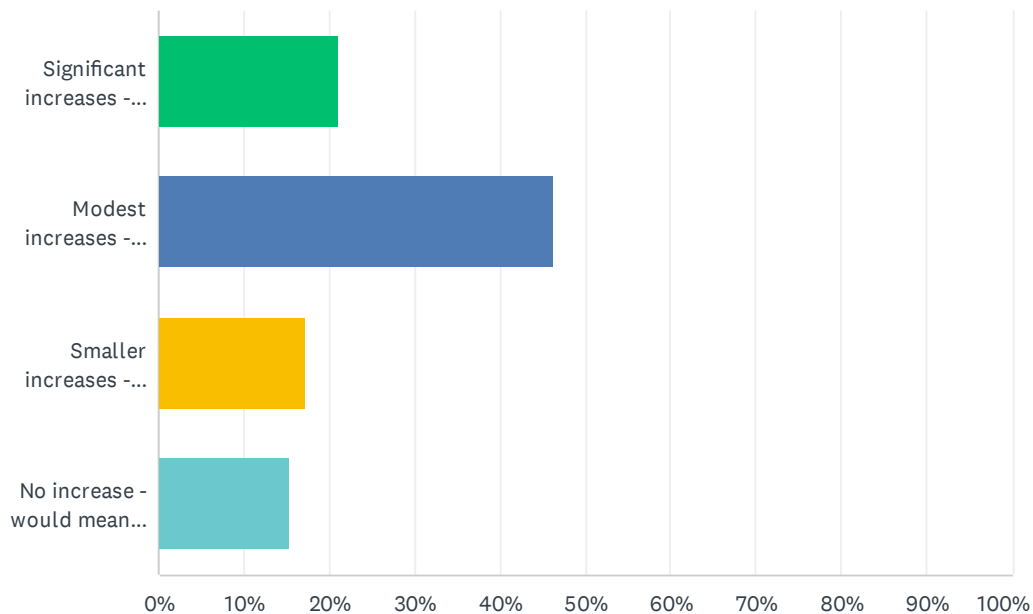
Answered: 1,053 Skipped: 39



ANSWER CHOICES	RESPONSES
I support raising an adult social care levy on council tax of 2 per cent to offset at least some of the inflationary pressures and to protect our most vulnerable from the worst of the impacts.	62.20% 655
I do not support raising an adult social care levy on council tax of 2 per cent which will mean even more significant cuts to vital care services.	37.80% 398
TOTAL	1,053

Q3 In addition to council tax and business rates, the council raises funds from a wide range of services which are classified as discretionary (we aren't required to provide them legally but do so because of their value to the community) In order to close some of the funding gap, would you prefer to see an increase in charges or reduced levels of those services?

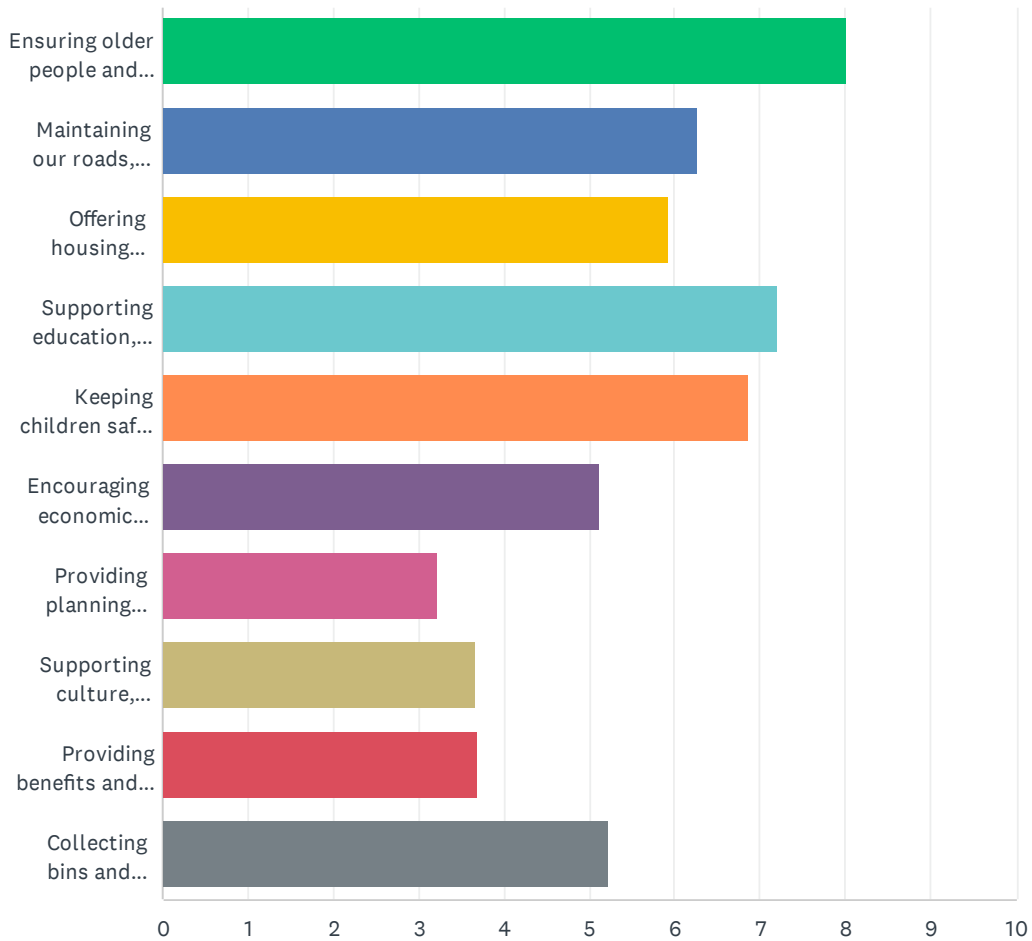
Answered: 1,042 Skipped: 50



ANSWER CHOICES	RESPONSES	
Significant increases - would mean we are able to maintain most core services	21.21%	221
Modest increases - would mean some service cuts	46.35%	483
Smaller increases - would mean many services are impacted, reduced or stopped	17.18%	179
No increase - would mean widespread cuts to multiple services	15.26%	159
TOTAL		1,042

Q4 Where do you think we should prioritise any remaining funds? Please rank your answers with 1 being the most important to you, and 10 being the least.

Answered: 1,080 Skipped: 12

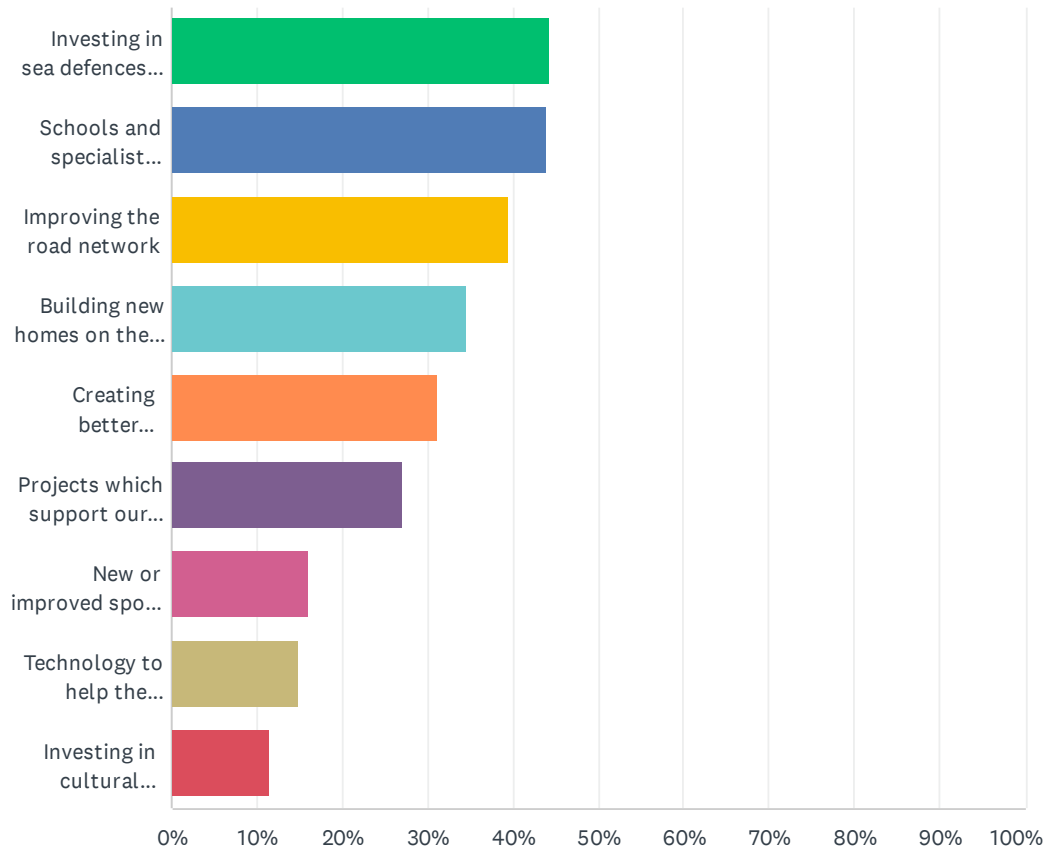


Isle of Wight Council Budget Consultation 2023/2024

	1	2	3	4	5	6	7	8	9	10	TOTAL
Ensuring older people and vulnerable adults are looked after and supported to live independently	39.37% 411	17.43% 182	13.70% 143	8.62% 90	4.89% 51	4.12% 43	3.83% 40	2.68% 28	2.87% 30	2.49% 26	1,044
Maintaining our roads, parks and open spaces	8.32% 87	14.91% 156	11.95% 125	11.95% 125	16.54% 173	11.28% 118	9.94% 104	6.88% 72	5.26% 55	2.96% 31	1,046
Offering housing services	7.23% 75	10.60% 110	13.68% 142	16.47% 171	10.02% 104	10.40% 108	9.92% 103	9.54% 99	7.51% 78	4.62% 48	1,038
Supporting education, early years and children with special educational needs	14.62% 152	19.81% 206	18.27% 190	17.21% 179	8.65% 90	7.40% 77	4.81% 50	4.71% 49	2.88% 30	1.63% 17	1,040
Keeping children safe and families together	11.37% 118	17.15% 178	17.24% 179	14.07% 146	13.20% 137	10.89% 113	7.13% 74	4.53% 47	2.50% 26	1.93% 20	1,038
Encouraging economic development	7.20% 75	5.96% 62	7.20% 75	7.30% 76	12.78% 133	16.62% 173	14.02% 146	11.14% 116	9.32% 97	8.45% 88	1,041
Providing planning services	2.21% 23	1.64% 17	2.02% 21	2.02% 21	5.39% 56	8.08% 84	15.78% 164	16.55% 172	22.43% 233	23.87% 248	1,039
Supporting culture, museums and libraries	1.63% 17	2.11% 22	4.61% 48	6.44% 67	7.40% 77	9.03% 94	11.34% 118	20.17% 210	16.52% 172	20.75% 216	1,041
Providing benefits and collecting council tax and business rates	2.39% 25	2.77% 29	3.72% 39	4.77% 50	9.83% 103	8.87% 93	11.83% 124	14.69% 154	21.18% 222	19.94% 209	1,048
Collecting bins and keeping the island clean	7.45% 79	7.74% 82	8.02% 85	10.66% 113	13.02% 138	12.55% 133	10.85% 115	9.06% 96	7.92% 84	12.74% 135	1,060

Q5 So far we have asked you about your priorities for our day to day services. We also have a budget for one off projects. Which of the following do you think the council should spend this budget on? (Please select a maximum of three?)

Answered: 1,052 Skipped: 40



Isle of Wight Council Budget Consultation 2023/2024

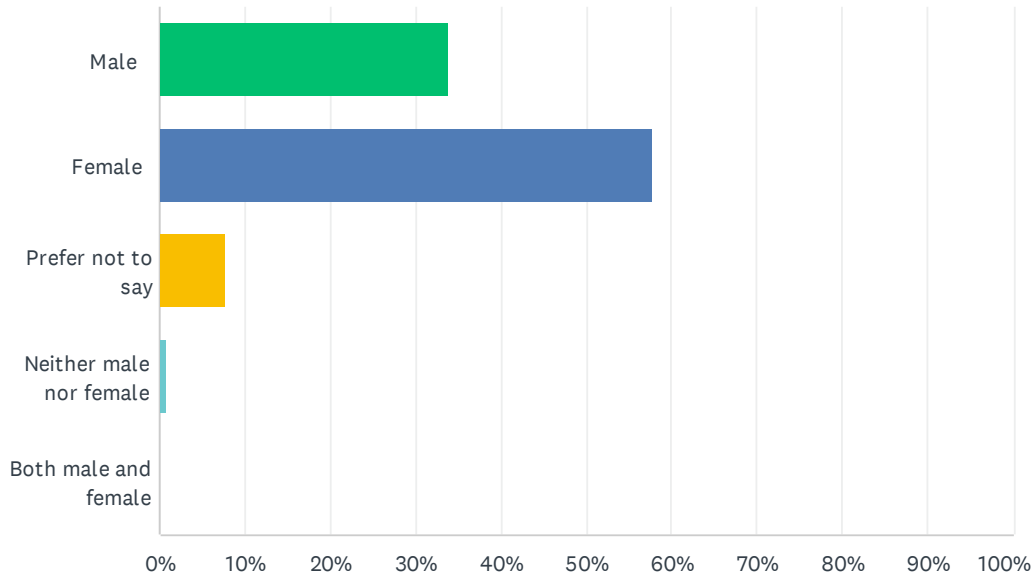
ANSWER CHOICES	RESPONSES	
Investing in sea defences and flood protection	44.39%	467
Schools and specialist provision for children with additional needs	43.92%	462
Improving the road network	39.35%	414
Building new homes on the island including flats offering special care for elderly residents	34.60%	364
Creating better facilities for sustainable transport such as cycling and walking	31.18%	328
Projects which support our mission zero and decarbonisation ambitions	27.09%	285
New or improved sport and leisure facilities	16.06%	169
Technology to help the council work more efficiently and provide better access to services for residents	15.02%	158
Investing in cultural projects across the island	11.60%	122
Total Respondents: 1,052		

Q6 If there are any other comments or suggestions you would like to make, please do so in the following free text box.

Answered: 59 Skipped: 1,033

Q7 Which of the following options best describes how you think of yourself?

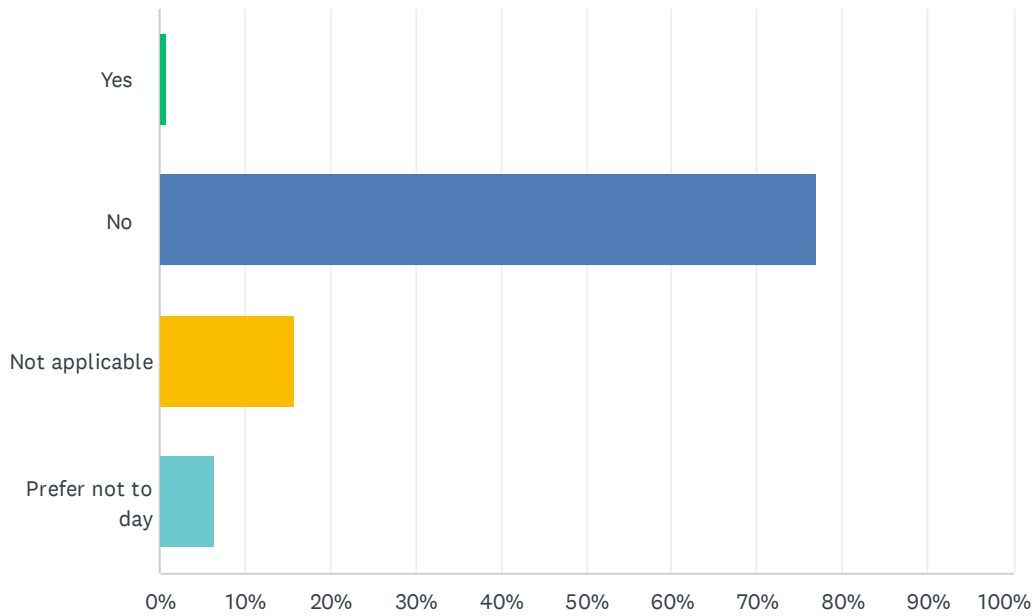
Answered: 1,040 Skipped: 52



ANSWER CHOICES	RESPONSES	
Male	33.85%	352
Female	57.79%	601
Prefer not to say	7.60%	79
Neither male nor female	0.77%	8
Both male and female	0.00%	0
TOTAL		1,040

Q8 Are you currently pregnant or have recently given birth?

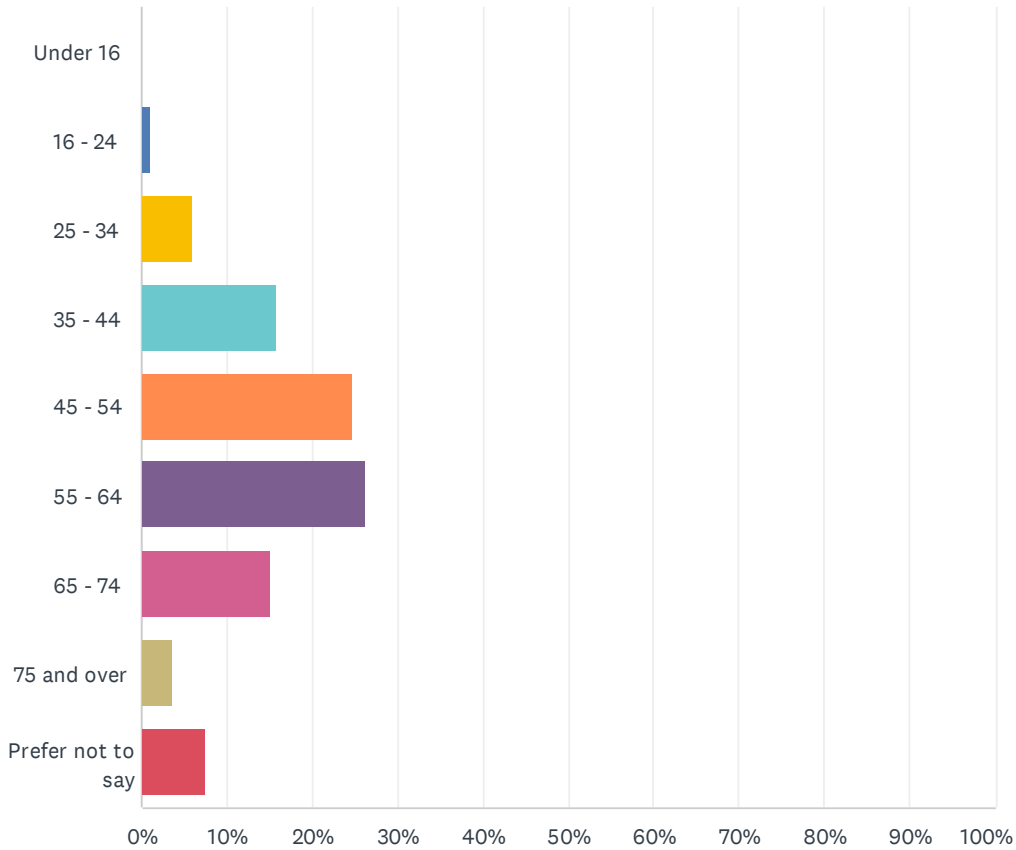
Answered: 1,035 Skipped: 57



ANSWER CHOICES	RESPONSES
Yes	0.77% 8
No	77.00% 797
Not applicable	15.85% 164
Prefer not to day	6.38% 66
TOTAL	1,035

Q9 Which of these age groups do you belong to?

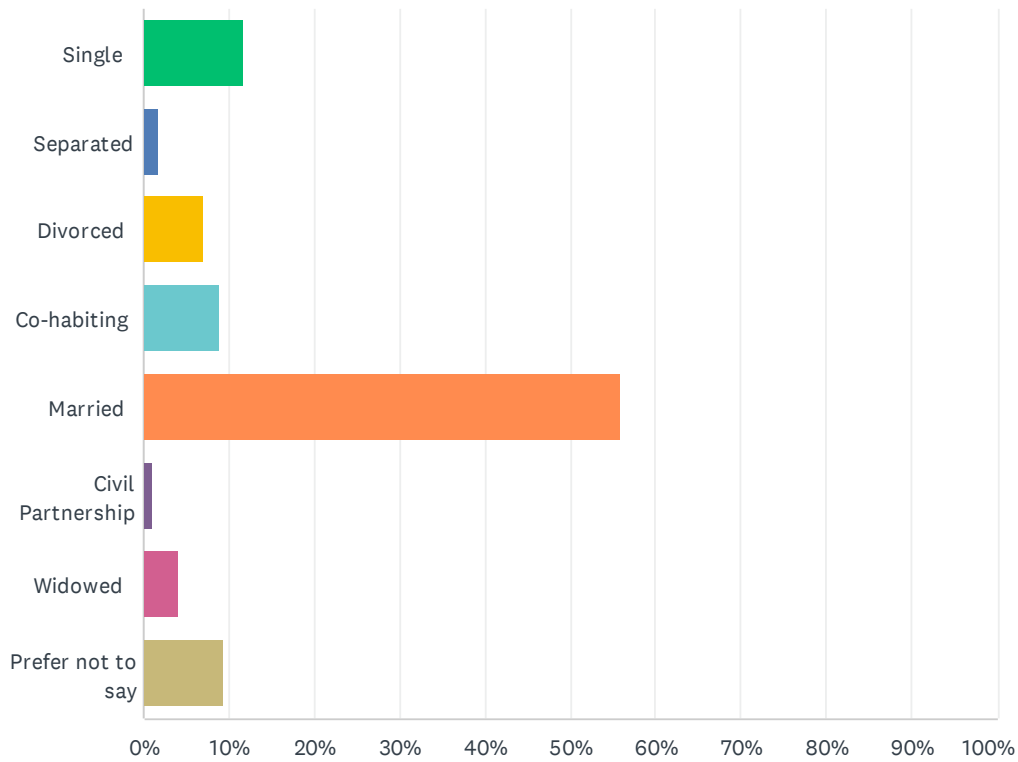
Answered: 1,038 Skipped: 54



ANSWER CHOICES	RESPONSES	
Under 16	0.00%	0
16 - 24	1.16%	12
25 - 34	5.97%	62
35 - 44	15.80%	164
45 - 54	24.66%	256
55 - 64	26.20%	272
65 - 74	15.22%	158
75 and over	3.66%	38
Prefer not to say	7.51%	78
Total Respondents: 1,038		

Q10 What is your marital status?

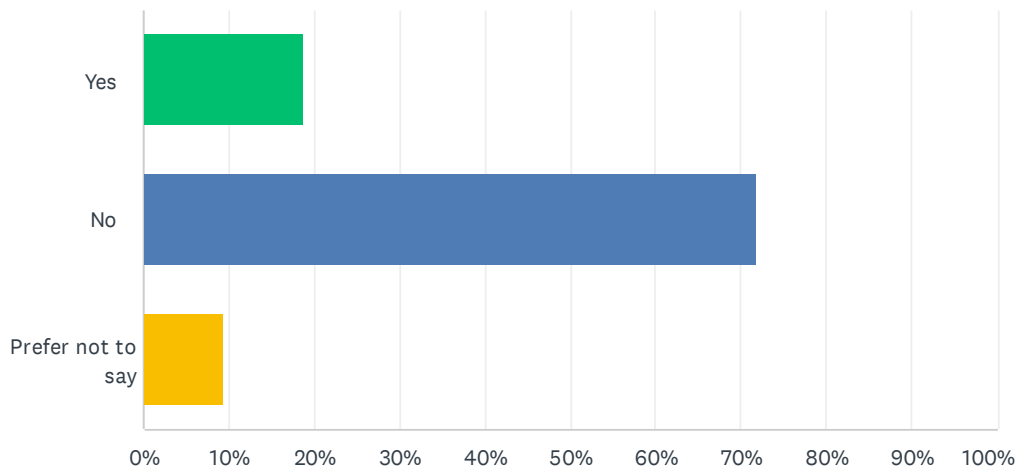
Answered: 1,041 Skipped: 51



ANSWER CHOICES	RESPONSES	
Single	11.72%	122
Separated	1.63%	17
Divorced	7.11%	74
Co-habiting	9.03%	94
Married	55.91%	582
Civil Partnership	1.15%	12
Widowed	4.03%	42
Prefer not to say	9.41%	98
TOTAL		1,041

Q11 Please tell us if you consider yourself to have a disability, or a long-term illness, physical or mental health conditions. (The Disability Discrimination Act 1995 and the Equality Act 2010 define a person as disabled if they have a physical or mental impairment, which has a substantial and long term effect (i.e. has lasted or is expected to last at least 12 months) and has an adverse effect on the person’s ability to carry out normal day-to-day activities).

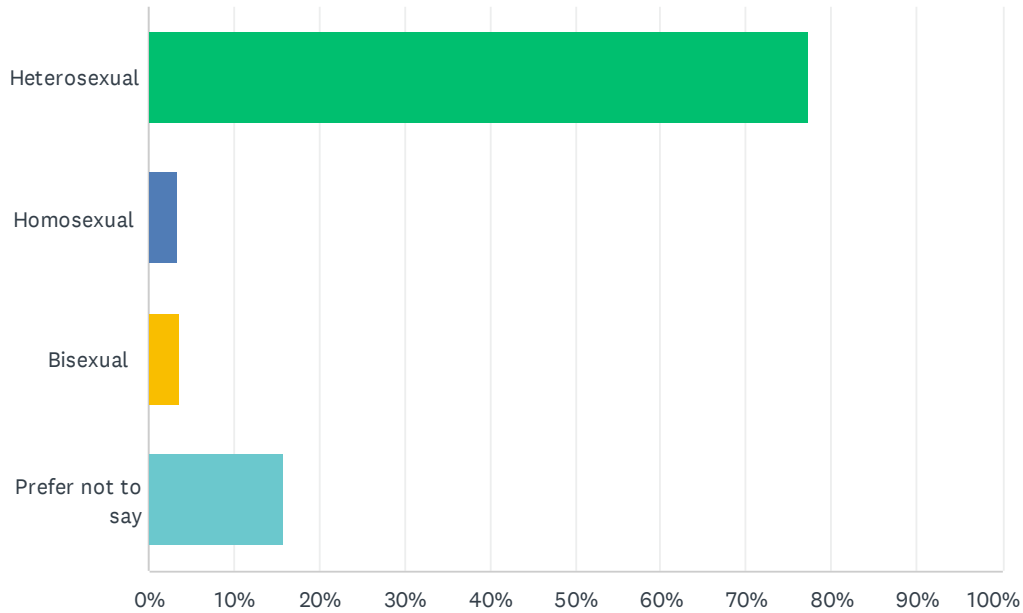
Answered: 1,037 Skipped: 55



ANSWER CHOICES	RESPONSES	
Yes	18.80%	195
No	71.84%	745
Prefer not to say	9.35%	97
TOTAL		1,037

Q12 Which of the following options best describes how you think of yourself?

Answered: 1,037 Skipped: 55



ANSWER CHOICES	RESPONSES	
Heterosexual	77.34%	802
Homosexual	3.38%	35
Bisexual	3.57%	37
Prefer not to say	15.72%	163
TOTAL		1,037

Q13 How would you describe your ethnic group?

Answered: 1,042 Skipped: 50

Isle of Wight Council Budget Consultation 2023/2024

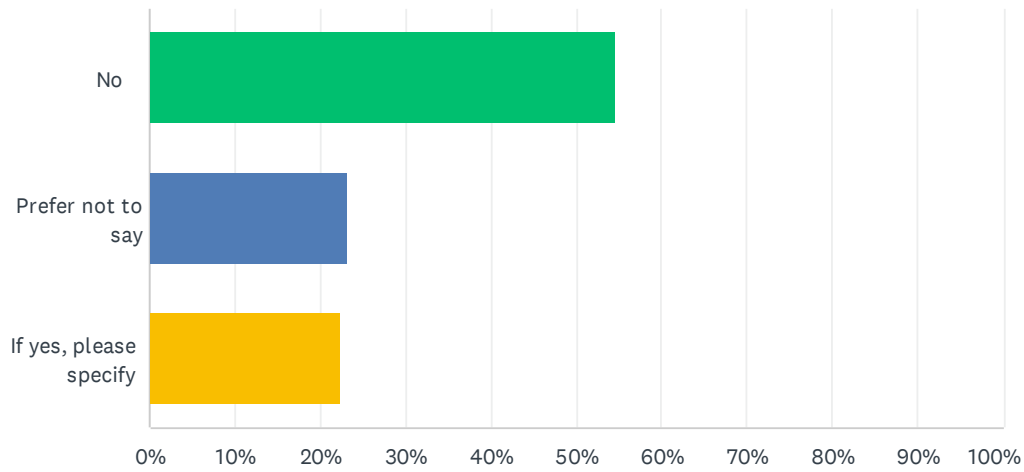


Isle of Wight Council Budget Consultation 2023/2024

ANSWER CHOICES	RESPONSES	
White British	85.03%	886
Black British	0.19%	2
Asian British	0.00%	0
Irish	1.06%	11
White European	2.78%	29
Black European	0.00%	0
White - Black Caribbean	0.10%	1
White - Black African	0.00%	0
White and Asian	0.38%	4
Black Caribbean	0.00%	0
Black African	0.00%	0
Arab	0.10%	1
Indian	0.00%	0
Pakistani	0.00%	0
Bangladeshi	0.10%	1
Chinese	0.00%	0
Japanese	0.00%	0
Prefer not to say	10.27%	107
TOTAL		1,042

Q14 Do you have a religious belief?

Answered: 1,036 Skipped: 56



ANSWER CHOICES	RESPONSES	
No	54.54%	565
Prefer not to say	23.17%	240
If yes, please specify	22.30%	231
TOTAL		1,036