



Isle of Wight Museums & Schools

Workshops & Resources
2023-24

Isle of Wight Museums & Schools
Workshops & Resources 2023-24

Contents

About Museums & Schools	3
Museums & Schools Partners	4
Isle of Wight Cultural Education Partnership	5
Visits & Workshops	
Brading Roman Villa	6
Carisbrooke Castle Museum	8
Classic Boat Museum	10
Isle of Wight Steam Railway	12
Shipwreck Centre & Maritime Museum	13
Museum of Island History	14
Newport Roman Villa	16
Dimbola Museum & Galleries	18
Dinosaur Isle	19
Wight Aviation Museum	19
Isle of Wight Bus & Coach Museum	20
Calbourne Water Mill & Rural Museum	20
In School Workshops	21
Activities & Resources	
Museums & Schools website	22
The Earth Museum	23
LGBTQ+ Heritage	23

About Museums & Schools

The Museums and Schools programme aims to enhance the links between local schools and museums. Since 2018 a partnership of museums and cultural organisations from across the Isle of Wight have engaged with local schools and developed a range of new workshop sessions, activities and resources to support heritage education in museums and schools.

The Museums and Schools programme is supported by Arts Council England and funded through the Department for Education. Currently led by the Isle of Wight Council, the partnership includes a wide range of fantastic historical sites and the Isle of Wight Cultural Education Partnership. Currently, the museum venues in the partnership are: Brading Roman Villa, Carisbrooke Castle Museum, the Classic Boat Museum, the Isle of Wight Steam Railway, Dimbola Museum and Galleries, the Museum of Island History, Newport Roman Villa, the Shipwreck Centre and Maritime Museum, Dinosaur Isle, the IW Bus and Coach Museum, and the Wight Aviation Museum.

We have also worked with other local museums such as Calbourne Watermill and Rural Museum to develop their education offer and have collaborated with local artists and cultural organisations including The Earth Museum, StoneCrabs Theatre and the New Carnival Company to produce activities, resources and opportunities for schools.

In this brochure you'll find details of the workshops and visits currently available at Museums and School partner sites as well as information about some other local heritage sites who welcome schools. For further information visit our online brochure iwcep.co.uk/ms-workshops/ (which can be filtered by site, key stage, visit type and more) or contact sites directly. *All details and prices are correct at time of going to print but subject to change. Please contact individual organisations to confirm their charges before booking.*

You'll also find information about the growing collection of fun, creative and free online resources which are available on the Museums and Schools pages of the IWCEP website: iwcep.co.uk/projects/museums-and-schools/ These include a wide range of resources, from artist designed activities to video tours, digital explorer maps and storytelling prompts, and cover topics from prehistory to Island innovations and LGBTQ+ histories. We hope you'll find something to inspire you and your students!

Find out more or get in touch

For more information about Museums and Schools and to access the online resources:

iwcep.co.uk/projects/museums-and-schools/

To receive updates about Museums and Schools including new resources and new opportunities for you and your students, sign up to the IW Museums and Schools newsletter:

tiny.cc/iwms-signup

To contact the Museums and Schools team, email:

museums@iow.gov.uk



Museums & Schools Partners

Brading Roman Villa

Award-winning Visitor Centre and Museum offering a unique insight into Roman life in Britain, from beautifully preserved mosaic floors to an extensive collection of Roman archaeology.

Contact: education@bradingromanvilla.org.uk. For details see: p.6



Carisbrooke Castle Museum

The oldest museum on the Isle of Wight, Carisbrooke Castle Museum was founded as a museum of Isle of Wight History in 1898 by HRH Princess Beatrice, Queen Victoria's youngest daughter.

Contact: estelle.baker@iow.gov.uk. For details see: p.8



Classic Boat Museum

Situated in Cowes and East Cowes, the Classic Boat Museum has been telling visitors its wonderful maritime story since 1996.

Contact: education@maritimeisle.org. For details see: p.10



Isle of Wight Steam Railway

A living, breathing, working museum where you can experience the sights, sounds and atmosphere of over 150 years of railway history.

Contact: learn@iwsteamrailway.co.uk. For details see: p.12



Shipwreck Centre & Maritime Museum

Bursting at the seams with thousands of objects recovered from shipwrecks, antique equipment, ship models and prehistoric objects.

Contact: museum@maritimearchaeologytrust.org. For details see: p.13



Museum of Island History

Situated within the historic Guildhall on Newport High Street, the museum provides a fascinating exploration of Island history from the time of the dinosaurs to the present day.

Contact: estelle.baker@iow.gov.uk. For details see: p.14



Newport Roman Villa

A late Romano-British farmhouse providing a fascinating insight into country life in third century Britain. The Villa has a superb bath suite with underfloor heating and remnants of mosaic floors.

Contact: estelle.baker@iow.gov.uk. For details see: p.16



Dimbola Museum & Galleries

Home and workplace of pioneering Victorian photographer Julia Margaret Cameron. Contact: admin@dimbola.co.uk. For details see: p.18



Dinosaur Isle

Dinosaur Isle Museum is the home of Island's dinosaurs and fossils.

Contact: dinosaur@iow.gov.uk. For details see: p.19



Isle of Wight Cultural Education Partnership

A group of Isle of Wight education, arts, heritage and cultural organisations working together to support children and young people to fulfil their creative potential. Contact: claire@islandcollection.org.uk

Wight Aviation Museum

The Wight Aviation Museum's displays include The Black Arrow rocket, a Princess Flying Boat, a Skeeter Helicopter, CC7 hovercraft and Spitfire.
Contact: wightaviationmuseum@gmail.com. For details see: p.19



Isle of Wight Bus & Coach Museum

Housed in a former Southern Vectis bus depot, the museum houses a unique collection of vintage vehicles that served the Island between 1880 and 2002.
Contact: info@iwbusmuseum.org.uk. For details see: p.20



Other Local Heritage Sites

Calbourne Water Mill & Rural Museum

Set in 35 acres of stunning rural landscape, Calbourne Water Mill features one of the oldest working water mills in the country .
Contact: thewatermill@hotmail.co.uk. For details see: p.21



Isle of Wight Cultural Education Partnership

The Isle of Wight Cultural Education Partnership (IWCEP) is a developing resource of local, regional and national creative individuals and organisations committed to working with the Island's schools to nurture creative education for all young people. It is a Museums and Schools Partner.



The IWCEP aims to ensure that every child and young person has access to the highest quality cultural opportunities that directly contributes to the needs of schools and their communities. For examples of the other cultural partners the IWCEP works with visit: iwcep.co.uk/about/

IWCEP consults, hosts CPD events, delivers workshops, builds networks, advises, connects artists with schools and raises new investment for cultural activity. It encourages teachers to get in touch to discuss their challenges and ambitions both to deliver the curriculum and for extra-curricular activities, for the coming year.

“The Cultural Partnership listened to the needs and desires of the school right from the outset. Their passion for children getting involved in cultural experiences was clear to see.” (Melanie Gartell, Head Teacher, Summerfields Primary School)

You can join the IWCEP's regular general meetings at which educators and cultural leaders share project updates and opportunities, discuss future plans and network. If you would like to participate or find out more contact the IWCEP via the website: www.iwcep.co.uk or email: claire@islandcollection.org.uk

The Isle of Wight Cultural Education Partnership is delivered by The Island Collection, a development organisation committed to improving the quality of life of all those who live on the Isle of Wight. For further information visit: islandcollection.org.uk

Brading Roman Villa

Award-winning Visitor Centre and Museum offering a unique insight into Roman life in Britain, from beautifully preserved mosaic floors to an extensive collection of Roman archaeology.

Standard visit

Level: All key stages

Duration: Half day

Pupil numbers: 10 (min) - 45 (max)

Costs: £6.50/pupil

A half day visit including museum entry and carousel of Roman themed activities using real and replica items. Help pupils understand how our knowledge of the past is constructed from a range of sources about the Roman Empire and its impact on Britain.



The Impact of the Romans

Level: All Key stages

Duration: Half day

Pupil numbers: 10 (min) - 45 (max)

Costs: £8.50/pupil

A half day visit and workshop helping pupils understand the impact of the Romans on society. Includes museum entry and carousel of Roman themed activities using real and replica items. There is potential to extend the visit with self-guided activities outside the museum.

Archaeologist for the Day

Level: All Key stages

Duration: Full day

Pupil numbers: 10 (min) - 60 (max)

Costs: £9.50/pupil

A full day visit where pupils will learn about the many varied and differing roles and tasks an archaeologist might take on. Take part in a real excavation outside, learning about artefact recording, conservation and cleaning. Helping pupils understand how and what archaeology can tell us about the past, how our knowledge of the past is constructed from a range of sources and about the Roman Empire and its impact on Britain. Includes entry to the museum.



Wild Escape

Level: All Key stages

Duration: Half day

Pupil numbers: 10 (min) - 45 (max)

Costs: £6.50/pupil

Search for images of nature and wildlife within the Villa's mosaics and artefacts then go outside to take part in bug hunting, tree identification and to look for animal tracks. Pupils will seek inspiration from nature to create art responses by collecting natural materials in our wildlife area. This half day activity will help pupils recognise that living things can be grouped in a variety of ways and give them an opportunity to explore and use classification keys to group, identify and name of variety of living things in the Villa's environment.



Additional Workshops

Artefact Handling

Duration: 30mins

Maximum pupils: 45

Cost: £1.50/pupil

Sort replica and real objects into categories to better understand Roman life at the Villa.

Indoor Archaeology

Duration: 30mins

Maximum pupils: 45

Cost: £1.50/pupil

Use sand trays to discover more about Roman artefacts.

Mosaic Coaster Making

Duration: 30mins - 1hr

Maximum pupils: 60

Cost: £3.25/pupil

Each student will create their own mini mosaic to take away.

All materials included.



Classroom activities and resources

There are free resources to support visits available online: iwcep.co.uk/activities-brading-roman-villa/

Key Information

Contact education@bradingromanvilla.org.uk | 01983 406223

Address Morton Old Road, Brading, PO36 0PH

Website bradingromanvilla.org.uk

Open for Schools Monday to Friday, year round

Carisbrooke Castle Museum

The oldest museum on the Isle of Wight, Carisbrooke Castle Museum was founded as a museum of Isle of Wight History in 1898 by HRH Princess Beatrice, Queen Victoria's youngest daughter. The origins of the castle date back over a thousand years and it most famously served as 'secure lodgings' for Charles I during the English Civil War. The Education Officer is a trained archaeologist and qualified teacher with over 25 years of teaching experience. Each hands-on workshop is designed to match the curriculum needs of visiting groups and to accommodate a variety of learning styles.

Life in a Castle – based on Sleeping Beauty

Level: EYFS and Key stage 1

Curriculum links: History, geography, English, Understanding the World – Past and Present, Communication and Language - Listening, Attention and Understanding

Using Sleeping Beauty as a starting point, this workshop uses Carisbrooke Castle as its setting. As the story unfolds replica artefacts, sounds, smells and costume will be used to bring to life the people who lived there. Vocabulary relating to the castle will be introduced throughout the story. The group will help tell the story by being servants preparing a feast, guards protecting the castle and becoming the sleeping inhabitants of the castle. After the story has been told there will be a free-flow activity where the group will be able to handle artefacts, costume, armour and weapons and let their imaginations flow.

This workshop can be done at the castle or at school before a visit. It includes self-led resources to guide you around the castle before or after the workshop.



1000 Years in a Castle

Level: Key stage 1 and 2

Curriculum links: History, geography, English

The castle is an excellent location for 'a study over time tracing how several aspects of national history are reflected in the locality' or 'a study of an aspect or theme in British history that extends pupils' chronological knowledge beyond 1066'.

What are the key features of Carisbrooke Castle and how has it changed over time? How was the castle defended? Students will learn about five significant people that lived at Carisbrooke Castle and the impact they had on it. This will be done by taking an active role in re-telling of the story of the castle using replica artefacts and costumes. This hands-on workshop also looks at how the development of the castle mirrors what was happening locally, nationally and internationally.



This workshop can be done at the castle or in school before a visit. It includes self-led resources to guide you around the castle before or after the workshop.

I'm a King Get Me Out of Here!

Level: Key stage 2, 3 and 4

Curriculum links: History (the development of Church, State and Society in Britain 1509-1745), Geography

Help devise escape plans for Charles I, handle replica Civil War armour, explore the issues of the Civil War, and discover the real story behind the King's fascinating time at Carisbrooke Castle in 1646. There is also an opportunity to inspect evidence about the 17th Century castle and study documents.

This workshop is also available for delivery in schools.



Carisbrooke Castle: Continuity and Change

Level: Key stage 3

Curriculum links: History (The development of Church, State and Society in Medieval Britain 1066-1509), Geography

This hands-on workshop looks at how the castle has changed according to national events and the people that have lived there. Focussing on continuity and change within the castle: its use as a residence, as a defensive site and as a powerbase for controlling the Isle of Wight. Armour, costume and artefacts will tell the incredible story of the castle's one-thousand years of history.

This workshop is also available for delivery in schools.



World War One and the Isle of Wight

Level: Key stage 2, 3 and 4

Curriculum links: History, geography, English

Discover the impact that WW1 had on four people from the Isle of Wight. These include a cavalry officer fighting in France, a nurse treating the wounded in Egypt, an Isle of Wight Rifleman that fought at Gallipoli and his sweetheart who lived in Ryde. Learn about their wartime experiences through photographs, letters and diaries. Try on replica WW1 uniforms, handle original artefacts and create a classroom museum using the knowledge gained during the workshop. Explore the Castle's Chapel – which is the Island's WW1 memorial.



Original archives and artwork inspired by the workshop can be seen at: sites.google.com/site/iowrifles/

This workshop is also available for delivery in schools.

Self Guided Visit

Free, self guided visits to the castle site can be booked with English Heritage. For more information visit: www.english-heritage.org.uk/visit/places/carisbrooke-castle/school-visits/

Classroom activities and resources

There are free online resources available online to support your visit to the Museum: iwcep.co.uk/activities-carisbrooke-castle-museum/

Key Information

Contact	Estelle Baker, Heritage Education Officer estelle.baker@iow.gov.uk 07813021486
Address	Castle Hill, Newport, PO30 1XY
Website	www.carisbrookecastlemuseum.org.uk
Open for Schools	The availability of on-site workshops changes seasonally, please enquire for more details. Workshops are available in school all year round and can be followed by a free visit to the castle site.
Pupil numbers	Max 32 per workshop session (64 at the castle when the full site is open)
Duration	Workshops: between 60 and 75mins
Costs	Workshops: at the museum £4 /pupil (min £100); in school £100 for 1 class, £175 for 2 classes Self guided visit: Free

Classic Boat Museum

Explore maritime history with 100 boats and models at the museum's two Cowes-based sites – one housed in the iconic Columbine Building with its Union Jack doors in East Cowes, the other under the Hammerhead Crane in West Cowes' historic shipyard. The museum's East Cowes gallery tells the story with models and artefacts while the West Cowes Boat Shed has the real boats! We recommend schools visit both sites – each a short walk from the Floating Bridge.

Workshop: Adventures with Boats - 150 Years of Island Innovations

Level: Key stage 1 and 2

Curriculum links: History, Science, English

Learn about the Island's maritime innovations over the past 150 years using the museum's fantastic collections. Find out about famous local innovators and adventurers such as Uffa Fox, whose airborne lifeboat saved the lives of WW2 air crew, Blanche Coules Thornycroft's ground-breaking hull designs and Joe Carstairs – the fastest woman on water in the 1920s.

Inspired by boats in the museum, students will take part in a challenge to create a Lego boat to help them learn about buoyancy. They will also learn how sailors communicated with each other in the past.



We recommend that the visit takes in both sites but the workshop can be taught in the East Cowes gallery if necessary. (Suggested route & timings: 10-11am Boat Shed tour, floating bridge crossing from West Cowes, early lunch at East Cowes gallery, 12-2pm museum trail and workshop.)

Workshop: SOS - Safety at Sea!

Level: Key stage 1 and 2

Curriculum links: History, Science, English

Students will learn about maritime innovations that happened on the Island at around the same time that the Titanic was being built. Using costume, artefacts, and roleplay they will discover what happened to six people who were on board the ill-fated ship and how safety at sea in the past compares with what we do today. They will find out how the Titanic disaster improved safety, about Isle of Wight links to Marconi and how to send an SOS message using a torch.

At the Boat Shed Museum in West Cowes, pupils will see a folding lifeboat like those on the Titanic, an airborne lifeboat invented in Cowes, climb aboard the Bembridge lifeboat from the 1930s and go inside a modern-day life raft. The spectacular Fresnel lens from St Catherine's Lighthouse is also on display.



We recommend the visit takes in both sites but the workshop can be taught using just the East Cowes gallery if necessary. (Suggested route & timings: 10-11am Boat Shed tour, floating bridge crossing from West Cowes, early lunch at East Cowes gallery, 12-2pm museum trail and workshop.)

This workshop is also available for delivery in schools.

Self Guided Visit

Level: All Key stages

Featuring the maritime history of Cowes and the Isle of Wight with over 100 boats and lifeboats on display, the Classic Boat Museum has two sites, both a short walk from the Floating Bridge.

The East Cowes side (Gallery) tells the history of boating through models, artefacts and exciting original film. The West Cowes side (Boat Shed) has real boats – some of which can be boarded and explored! Welcoming, knowledgeable volunteers are on hand to assist with self guided tours.



It is recommended that schools visit both sites, volunteers are on hand to assist with self-guided tours.

There are free resources to support visits available online: iwcep.co.uk/activities-classic-boat-museum/

Key Information

Contact	education@maritimeisle.org
Address	West Cowes Boat Shed: 117a Medina Year, Thetis Road, Cowes, PO31 7DJ East Cowes Gallery: Columbine Building, Columbine Road, East Cowes, PO32 6EZ
Website	www.classicboatmuseum.com
Open for Schools	Tuesday and Friday (other days by prior arrangement) The Boat Shed in West Cowes is open between the end of March and October half term.
Pupil numbers	Max 32
Duration	Workshops and tour of two sites: 4 hours, suggested 10-2pm including travel time on the floating Bridge between East and West Cowes. Workshop and tour of one site: 2hrs
Costs	Workshop and tour of both sites: £6.50/pupil Workshop and tour of one site: £5.50/pupil (£100 min. charge for either workshop option) Self-guided tour with Q&A one site £2.50/pupil Self-guided tour with Q&A two sites £3.50 /pupil (no minimum charge for self-guided tours)



Isle of Wight Steam Railway

A living, breathing, working museum with beautifully restored Victorian and Edwardian carriages, often hauled by 19th century locomotives, that take visitors on a leisurely 10 mile journey through the Island's unspoilt countryside. There is also an education space, children's play area, woodland walk and 'Train Story', an interactive discovery centre where you can experience the sights, sounds and atmosphere of over 150 years of railway history.

Workshop: Local Study - The History of the Island Railways

Level: Key stage 1 and Key stage 2

Pupils will learn about the history of the Island's Railways through a presentation, taking them from the late 1800s right up to the present day, and through three key eras; Edwardian/Victorian era, the Golden Age of Seaside holidays (1920s/30s) and then Preservation of steam railways. Local memories will be shared giving a first-hand account. Pupils will handle real artefacts and create a Museum Object Record and a Museum Label. This workshop can be combined with the Tour and Train Ride described below.



Workshop: The Garden Isle by Train

Level: Key stage 1

A 'seaside holidays' workshop, exploring why the Isle of Wight was and still is a tourist destination. Pupils will buy their train tickets to the Island's seaside stations using real old pennies. As Train Guards, they will organise Passenger Luggage in advance to ensure carriages are ready for the tourists.



Tour and Train Ride

Level: All Key stages

A guided tour of Havenstreet Station and 1 hour train ride. Combine with a workshop for £2.50 extra /pupil*.

Self Guided Visit

Level: All Key stages

Entry to Havenstreet station to conduct a self-guided tour is free but must be pre-booked. You can combine this with a workshop (£2.50 per pupil) and/or a guided tour and train ride (£7.50 per pupil). There are free resources to support visits available online: iwcep.co.uk/activities-isle-of-wight-steam-railway/

Key Information

Contact	Sarah Girling, Heritage & Learning Manager learn@iwsteamrailway.co.uk 01983 882204
Address	The Railway Station, Havenstreet, PO33 4DS
Website	www.iwsteamrailway.co.uk
Open for Schools	During train operational days (check website for details)
Pupil numbers	Min 15 - Max 90
Duration	Self guided visit: up to 2hrs; Guided tour and 1hr train ride: 2hrs; Workshop: 1hr
Costs	Entry to Havenstreet station with self-guided tour: FREE; Guided tour and train ride: £7.50/pupil; Workshop : £2.50/pupil* Please note: All visits must be pre-booked. *From 2024 workshops will cost £80 per class (32 students max.)

Shipwreck Centre and Maritime Museum

The Shipwreck Centre in Arreton is home to the Isle of Wight's most extensive collection of Maritime Heritage: a fascinating collection of items recovered from ships lost in the waters off the Island. There is also a stunning selection of items from the world of diving, both old and new, which illustrate how we explore the world beneath the sea. The Shipwreck Centre's artefacts provide a marvellous introduction to a wealth of topics including: history, science & innovation, diving, archaeology, museums, maritime conflict and, of course, pirates and smugglers.

Workshop: Forgotten Wrecks of the First and Second World Wars


Level: Key stages 2, 3, and 4

With over 1,100 wartime wrecks along England's South coast alone, WWI and WWII has left a rich legacy of bravery and sacrifice. Explore this through the Museum's collection and footage of dives in the Solent to view these amazing vestiges of history. The session will include artefact handling and exploring how objects help us to understand a shipwreck site.

Workshop: Maritime Archaeology

Level: Key stages 2, 3, 4 and 5

This session explores the work of the maritime archaeologist and looks at how maritime archaeology has developed. Students will handle underwater excavation equipment and explore the science behind diving. This subject extends across all disciplines within the Museum and can be adapted to the groups needs.



Workshop: The Golden Age of Piracy

Level: Key stages 1 and 2

An introduction to the subject of privateering and pirates in relation to both the Isle of Wight and wider afield. Learn more about the pirate's way of life and discover some of the objects in our collections from ships sailing during the Golden Age of piracy through activities and worksheets.



Self Guided Visit

Level: All Key stages

Schools are welcome to book a self-guided visit to the museum. There are further free resources to support visits available online: iwcep.co.uk/activities-shipwreck-centre/

Key Information

Contact	museum@maritimearchaeologytrust.org
Address	Arreton Barns Craft Village, Main Road, Arreton, PO30 3AA
Website	museum.maritimearchaeologytrust.org
Open for Schools	Monday - Friday during term time
Pupil numbers	Min 4 - max 25
Duration	Up to 3hrs
Costs	Self guided visit: £2.50/pupil

Museum of Island History

Situated within the historic Guildhall on Newport High Street, the museum provides a fascinating exploration of Island history from the time of the dinosaurs to the present day. Visitors can view incredible objects highlighting the Island's diverse historical past; including hands on displays and the latest archaeological finds, as well as visit a range of exciting, changing exhibitions throughout the year.

Workshop: Prehistoric Isle of Wight

Level: Key Stage 2

Curriculum links: History, English, Geography, Science

What was happening on the Isle of Wight during Prehistory? How do we know? What were the major changes in lifestyle and technology from the Stone Age to the Iron Age? How did climate change effect the Island and what animals lived here in the past? These questions will be answered by taking part in an interactive timeline and a range of activities including handling flint tools and animal bones from the Island, excavating replica Bronze Age artefacts from sand, grinding corn and axe polishing. Students can also complete a museum trail that builds on their chronology skills and puts Prehistory in context.

This workshop is also available for delivery in schools.



Workshop: Anglo-Saxons on the Isle of Wight

Level: Key stage 1 and Key stage 2

Curriculum links: History, English, Geography

Learn about the Anglo-Saxon invasion, which countries they migrated from and their links with the Isle of Wight. Meet two Anglo-Saxon Islanders - what can we discover about them from their burials? Focusing on excavations at Carisbrooke Castle and Chessell Down Anglo-Saxon cemetery, pupils take on the role of archaeologists investigating the exquisitely crafted replica grave goods and recreating one of the burials. They also complete a museum trail that builds on their chronology skills and puts the Anglo-Saxon period in context. *This workshop is also available for delivery in schools.*



Workshop: Rural life on the Isle of Wight

Level: Key stage 1 and Key stage 2

Curriculum links: History, Art, English

Discover what daily life might have been like for a child living in the Isle of Wight countryside during Victorian times. We will bring to life 'The Cornfield' by John Constable, imagining life for a young shepherd boy. Original artefacts, replica costumes and photographs from Island photographer James Dore, are used to explore aspects of daily life for a rural child. Activities include trying on replica costume, handling Victorian artefacts, using dip pens and slates and exploring the museum gallery, if the workshop is held in the Museum of Island History. *This workshop is also available for delivery in schools.*



Self guided visit

Level: All Key stages

Curriculum links: History, English, Science

The museum has an excellent range of artefacts which makes it great for developing chronology skills and putting any period you are studying into context. There are a range of self-led trails and lots of classroom activities available to support your visit to the Museum of Island History including videos and activity sheets with fun and creative ideas to extend learning opportunities either before or after a visit:

iwcep.co.uk/activities-museum-of-island-history/

Workshop: Newport Then and Now

Level: Key stage 1 and Key stage 2

Curriculum links: History, English, Geography

How has Newport developed and changed over the last 2000 years? After taking part in an interactive timeline students will step back in time and take on the role of a person living in St Thomas's Square in 1891. Can they find the rest of their household? Are there any other people in the square that have the same trade as them? Can they match their trade to the correct tray of original Victorian artefacts? Students will contrast how people's lives have changed in the last 130 years. A chronology trail in the museum can be combined with a self-guided visit to the Quay and St Thomas' Square using resources to help students compare today with the past. This workshop combines chronology, local study, geography and the Victorians and includes free resources that can support you back in the classroom. *This workshop is also available for delivery in schools.*



Workshop: 200 Years of Work and School

Level: Key stage 1 and 2

Curriculum links: History, English, Geography

This hands-on workshop uses Isle of Wight archives and artefacts to explore how school and work have changed for children over the last 200 years. Local examples include the tragic story of Valentine Gray, the chimney climbing boy who died in 1822, the Blue School in Newport, which trained girls to be servants in the 19th Century and Christabella Millgate, a 12-year-old Newport Mayoress in the 1911. The workshop also looks at the UNESCO's Sustainable Development Goal for ensuring all children receive a quality education by 2030 and the current barriers to education for children such as poverty, inequality and current conflicts. *This workshop is also available for delivery in schools.*

Workshop: How did Isle Wight inventors use rockets to save lives at sea?

Level: Key stage 1 and 2

Curriculum links: History, English, Geography, Science

This workshop is a fantastic way to combine innovation, history, science and literacy. Re-enact the dramatic story of the wreck of the Irex. Learn how John Dennett's life saving rocket was used to haul 29 survivors from Irex to the Needles battery above. See a rare example of Edward Mourier Boxer's life saving rocket and experiment with forces to see if your own rocket can reach a cut out Irex! Students will also complete an innovation themed trail in the museum. *The creation of this workshop and resources were funded by Arts Council England in collaboration with Independent Arts. Resources for teachers to run the workshop themselves are available at:*

independentarts.org.uk/schools/. *This workshop is also available for delivery in schools.*



Key Information

Contact	Estelle Baker, Heritage Education Officer estelle.baker@iow.gov.uk 07813021486
Address	High Street, Newport, PO30 1TY
Website	www.iow.gov.uk/museums
Open for Schools	The museum is available exclusively for schools on Mon, Wed and Fri throughout the year.
Pupil numbers	Max 32
Duration	Workshops: 2 hrs at the Museum of Island History or 1 ¼ hrs in school Self guided visit: 45mins to 1hr
Costs	Workshops: at the museum £4 /pupil (min £100); in school £100 for 1 class, £175 for 2 classes Self guided visit: £1/pupil

Newport Roman Villa

When the owners of a nearby house sank new foundations for a garage in 1926, they made an incredible discovery. It was the site of a Roman farmhouse that had been built around the year 280 AD. The Romans were fine designers and engineers and this is reflected in the remains of the villa, much of which is still in excellent condition: including one of the best preserved domestic bath houses in Britain.



Newport Roman Villa has a dedicated education room. The Education Officer is a trained archaeologist and qualified teacher with over 25 years of teaching experience. Each workshop is designed to match the curriculum needs of each visiting group. Activities are very hands-on and use a variety of approaches to ensure all learning styles are accommodated. Pre and post visit resources are available.

Workshop: At home with the Romans

Level: EYFS and Key stage 1

Curriculum links: History, Understanding the World - Past and Present; Communication and Language - Listening, Attention and Understanding

What are the similarities and differences between a Roman villa and a home today? Students will make comparisons by completing a picture hunt around the villa remains and taking part in free-flow activities in our activity room. These include creating Roman style meals in the replica kitchen area, designing a mosaic, coin rubbings and trying on Romano-British style clothes.



Workshop: The Impact of the Romans on the Isle of Wight

Level: Key stage 2

Curriculum links: History, English, Geography

What impact did the Roman's have on the Isle of Wight? During a tour of the villa and photo hunt activity, students will learn how our knowledge of the past comes from the archaeological excavations and the difference between Iron Age and Roman building techniques.

Discover how bathing changed after the Romans came to Britain by exploring one of the best-preserved bath wings in the south of England. They will consider how technology and everyday life changed through hands-on activities in the activity room where they can:

- Compare the armour of a Roman legionary and a Celtic warrior by trying it on
- Create Roman inspired food and learn about the food they introduced in our replica kitchen area
- Handle original/replica artefacts
- Learn how to play tabula
- Build arches
- Design a mosaic
- Use a quern stone to grind flour
- Try on Romano-British style costume



Workshop: The Roman's are Coming! Roman Legionary vs Celtic Warrior

Level: Key stage 2 and Key stage 3

Curriculum links: History, English, Geography

As two students are dressed as opposing enemies, the class will help contrast the purpose and differences between their armour and weapons, whilst learning about the different tactics each side used.

The class will have the chance to try on the armour and safely handle the replica weapons. They can also try out their onager skills with our model catapults and play a game of tabula, a game popular with soldiers. Would they have made it as an engineer in the army? Try building an arch or making the tallest tower!

Bathing was an essential part of relaxation and hygiene for a soldier stationed in a Roman fort. Students will also have a tour of the villa, learning about how our wonderfully well-preserved bath wing was used. *This workshop is also available for delivery in schools.*



Workshop: Classical Civilisation – Roman legacy

Level: Key stage 3 to A Level

Curriculum links: History, Ancient History, Classical Civilisation, Latin, Medicine Through Time

Help students understand the legacy of the Roman's by investigating the villa's architectural features and artefacts. The Latin language will be brought to life by the fascinating postcards found at Vindolanda Fort on Hadrian's Wall, and by using replica ink pens to write their own postcard. Students can handle replica armour and weapons.

Discover the methods used to treat wounds and illnesses by investigating high quality replica medical equipment. Our garden contains many medicinal herbs used in the Roman era. A visit to the villa is an excellent way to increase understanding of how evidence is used to make historical claims and why different interpretations of the past have been constructed. *This workshop is also available for delivery in schools.*



Classroom activities and resources

There are lots of resources available to support your visit to Newport Roman Villa and teaching Roman history. These include videos and activity sheets with fun and creative ideas to extend learning opportunities either before or after a visit: iwcep.co.uk/activities-newport-roman-villa/ and iwcep.co.uk/activities-roman/ The Heritage Education Service can also loan boxes of original artefacts, replicas and models on a range of topics from dinosaurs to the 1970s to support classroom activities workshop or museum visit. Loans can be delivered and collected direct to your school for just £45 for up-to eight loan boxes.

Key Information

Contact	Estelle Baker, Heritage Education Officer estelle.baker@iow.gov.uk 0781 3021486
Address	Cypress Road, Newport, PO30 1HA
Website	www.iow.gov.uk/museums
Open for Schools	Year round
Pupil numbers	Max 64
Duration	2 hrs (or 1 ¼ hrs for workshops available in school)
Costs	At the museum: £4/pupil, min £100 In school: £100 for 1 class, £175 for 2 classes

Dimbola Museum & Galleries

For fifteen years, between 1860 to 1875, Dimbola was the home and workplace of the celebrated Victorian photographer Julia Margaret Cameron. Now preserved by the Julia Margaret Cameron Trust, the house is a fascinating museum dedicated to her life and work which also showcases contemporary exhibitions from artists and photographers around the world. Inside the house are many original features including Gothic carvings, William Morris wallpaper, Julia's personally designed stairway, Victorian glass, 19th century artefacts and a re-creation of her bedroom.

Workshop: Julia Margaret Cameron and the Victorians

Level: upper Key stage 1 and Key stage 2

Curriculum links: History, Art, English

Explore a fantastic example of a Victorian house and learn about the pioneer Victorian photographer, Julia Margaret Cameron and the famous people she photographed. Pupils will create a pop-up Victorian museum using a wide range of original artefacts to bring to life four people that lived in the house and make links to Queen Victoria. Students will also complete a museum trail that will help them explore the house and the photographs of Julia Margaret Cameron.

This workshop is also available for delivery in schools.



Self Guided Visit

Level: All Key stages

Schools are welcome to book a self-guided visit to the museum. There is a free museum trail (suitable for upper Key stage 1 and Key stage 2) available to help students explore the house and the photographs of Julia Margaret Cameron.



There are further free resources to support visits available online:
iwcep.co.uk/activities-dimbola-museum-and-galleries/

Key Information

Contact	admin@dimbola.co.uk
Address	Terrace Lane, Freshwater Bay, PO40 9QE
Website	www.dimbola.co.uk
Open for Schools	Year round by prior arrangement
Pupil numbers	Max 32
Duration	Workshop: 2hrs at the museum or 1 ¼ hr in school
Costs	Workshop: at the museum £150; in school £100 for 1 class, £175 for 2 classes Self-guided visit: £2.00/pupil

Dinosaur Isle

Dinosaur Isle Museum is the home of Island's dinosaurs and fossils. The iconic pterosaur-shaped building is located on Sandown seafront, just a short walk to the fossil site at Yaverland. With a focus on the dinosaurs, the exhibition tells the geological story of the Island with lots of real fossils, and reconstructions of the main dinosaurs.

For schools we offer visits, talks with fossil handling, and fieldtrips guided by our professional palaeontologists. The museum has a well-stocked shop selling a range of dinosaur themed and other gifts.



Key Information

Contact	dinosaur@iow.gov.uk 01983 404344
Address	Culver Parade, Sandown, PO36 8QA
Website	www.dinosaurisle.com
Open	Sept-June, Tues-Sat, 10am-4pm; July and August, daily, 9.30am-5pm
Pupil numbers	No min or max (for talks, larger schools are split into groups of up to 40.)
Costs	Talks (up to 40 pupils) £16; visit £3.50/pupil; visit with field trip £5.50/ pupil. (One free adult per 8 paying children, where exceeded visit £4 each, visit with field trip £5 each.)

Wight Aviation Museum

Located in a hangar at Sandown airport, the Wight Aviation Museum features displays about The Black Arrow rocket, The Princess Flying Boat, The Skeeter Helicopter, the Islander, CC7 hovercraft, and the Spitfire. The museum offers a range of workshops designed by their experienced education team which can be tailored to suit schools' needs.

Workshop topics include:

- **Local Study: The history of aviation on the Isle of Wight** (Key stage 1 and 2)
- **Local Study: Rocket Island** (Key stage 1 and 2)
- **Hovercraft** (Key stage 2 and 3)
- **Communication** (Key stage 2 and 3)



Full information is available in the IW Museums & Schools online catalogue: iwcep.co.uk/ms-workshops/

Key Information

Contact	Helen Blake, Museum Manager 07949704052 wightaviationmuseum@gmail.com
Address	Sandown Airport, Scotchells Brook lane, Sandown, PO36 0JP
Website	wightaviationmuseum.org.uk
Open	Year round by prior arrangement.
Pupil numbers	Max 32
Costs	£2/pupil

Isle of Wight Bus & Coach Museum

Climb on board and step back in time to explore the history of transport on the Island. Housed in a former Southern Vectis bus depot in Ryde built in 1938, the museum houses a unique collection of vintage vehicles that served the Island between 1880 and 2002.

Workshop: A Ticket to Ryde! Buses and Coaches Through Time

(Key stage 1 & 2)

Discover the development of the Island's road transport provision from Victorian times to the present day, through an interactive volunteer led trail with the opportunity to explore a variety of vehicles. From a Victorian stagecoach, to a 1940s Lowbridge double decker and an ex-Southern Vectis bus that has travelled overland to Nepal and back twenty times!



Key Information


Contact	info@iwbusmuseum.org.uk
Address	The Bus Depot, Park Road, Ryde, PO33 2BE
Website	www.iwbusmuseum.org.uk
Open for Schools	When open to the public, from Easter to the end of October on Mon, Wed and Thur
Pupil numbers	No min – max 32
Duration	1.5hrs
Costs	Visits to the museum are free but must be pre-booked. There is a free trail sheet to support your visit.

Calbourne Water Mill & Rural Museum

Set in 35 acres of stunning rural landscape, Calbourne Water Mill features one of the oldest working water mills in the country is unique in having two water mills. The ancient water mill has thrived since before the Domesday Book in 1086 and has evolved over the centuries. The Island's last working stone water mill produces flour using grit stones and burr stones. Adjacent to this is the innovative Victorian Roller Mills dating to the Industrial Revolution.

Schools can also explore the rural museums - Grandma's kitchen houses over 150 years of fascinating household artefacts whilst Granfer's shed contains a myriad of tools. Learn about WW1 and WW2 on the Island in the War museum and visit the original WW2 fire engine in the Fire station.

Use the mills and museums to examine how technology has progressed and understand the development of flour and power. Education opportunities include self-guided visits, guided tours and milling demonstrations. Visits can be tailored to your requirements.



Key Information

Contact	thewatermill@hotmail.co.uk 01983 531227
Address	Newport Road, Calbourne, Isle of Wight, PO30 4JN
Website	www.calbournewatermill.co.uk/education/
Open	Tuesday to Sunday, March-December
Pupil numbers	No min, max 70
Costs	Self guided visit: £3/pupil; Guided tour £7/pupil; Guided tour and milling demonstration £10/pupil

In School Workshops

Selected workshops offered at the Classic Boat Museum (page 10), Carisbrooke Castle Museum (page 8), the Museum of Island History (page 14) and Newport Roman Villa (page 16) are also available for delivery in school. Full details are available on preceding pages or online: iwcep.co.uk/ms-workshops/

The workshops detailed below are only available in school.

Workshop: Toys in the Past

Level: EYFS and Key stage 1

Curriculum links: History, Science, English, Understanding the World – Past and Present, Communication and Language - Listening, Attention and Understanding, Design and Technology

A wide variety of original toys, from the 1850s to 1960s, will be shown to students during this hands-on workshop. By playing with replicas toys, they can experience how they work and move first-hand. The group will take on the role of clockworks toys and jack-in-boxes to learn the science behind them and discover how a zoetrope works.



Workshop: Ancient Egypt - Mummification and an Explorer's Treasures!

Level: Key stage 2

Curriculum links: History, Geography, English, Science

What does archaeological evidence tell us about Ancient Egyptian burial practices? The group will learn about the mummification process as we 'mummify' a student. They can handle an explorer's original artefacts which includes a real mummified hand!



Artefact Loan Boxes

The Heritage Education Service can loan items of historical, archaeological and geological interest to schools. Boxes of original artefacts, replicas and models on a range of topics from dinosaurs to the 1970s can support classroom activities before or after a workshop or museum visit. Loans can be delivered and collected direct to your school.



Classroom activities and resources

There are a range of free, fun and creative activities available online which can be used to support a visit to one of our sites or as a stand alone classroom activity. From videos and worksheets created by our professional Museum Educators, to inspirational artist-designed creative activities. Visit: iwcep.co.uk/museum-activities-and-resources/

Key Information

Contact Estelle Baker, Heritage Education Officer | estelle.baker@iow.gov.uk | 0781 3021486

Open for Schools Available year-round

Pupil numbers Max 32 per class

Duration Varieties by workshop, between 60 and 90mins

Costs Workshops: £100 for one class, £175 for two classes (on same date)
Artefact Loan Boxes: £45 for 8 boxes, delivered and collected direct to school

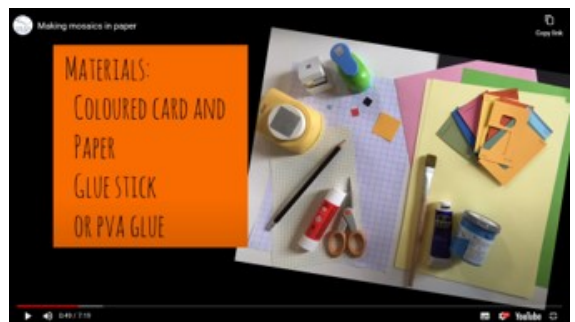

Museums & Schools Website

Discover Isle of Wight History with our online activities and resources. The Museums and Schools partnership has developed a range of fun and creative activities which can be used to support a visit to one of our sites or as a stand alone classroom activity.

There are a wide range of things to do, from videos and worksheets created by our professional Museum Educators, to inspirational artist-designed creative activities. You'll also find collections of resources to support teaching specific topics and themes, from prehistory to LGBTQ+ awareness.

This growing collection includes activities such as:

- video tours of our museums so you can familiarise yourself with our sites and their history before your visit
- worksheets and guided activities designed by our museum educators to explore some of the island's most fascinating historic artefacts
- artist-led activity videos and artist-designed activity resources
- ideas for activities that support Arts Award, available for anyone to use
- collections of activities linked to specific museum sites and curriculum topics



To discover these and many more visit: iwcep.co.uk/museum-activities-and-resources/

Right: Video resources
Below: Worksheets and activity booklets

TOP TREASURE

Find this at
BRADING ROMAN VILLA

Education Contact:
education@bradingromanvilla.org.uk

Questions

- What do you think it is?
- Can you describe it?
- What do you think it is made from?
- How big do you think it is?
- What is it made from?
- What do you think it was used for?

ISLE of WIGHT

30 MINUTE ACTIVITY

Mixed up creature collage

1. Collect old wildlife magazines or books from charity shops.

2. Find some pictures of creatures that you would like to mix up. Cut them out carefully.

3. Play around with different combinations before you stick anything down.

4. When you are happy with the new creature - what it looks like, then you can stick with glue and name your invented creature.

Isle of Wight Steam Railway Drawing Activity Sheet

In Hall 1 of Train Story find, look and listen to the information about May Joyce. Draw what you imagine May looked like and select a fact to write about her.

Design your own railway vehicle and give it a creative name.

The Earth Museum

A partnership with the Earth Museum website has developed online resources based around a number of 'explorer' interactive maps. Featuring some of the fascinating historic objects in the collections of Museums and Schools partner museums.

From prehistory to the 20th century, you can explore themed maps and objects alongside a learning programme designed for KS2 and KS3 History, Geography, Science, Citizenship and Digital Technology subjects.

Current map themes are:

- Before 1066 (Prehistory/Romans/Saxons)
- Beyond 1066 (1700-1900)
- Science Innovation Island
- Global Island
- War and Peace Island (20th century conflict)
- 500 years of Island Childhood

Schools can also create their own explorer maps with 'Create the Earth Museum'.

Visit: theearthmuseum.co.uk/



Before 1066 Explorer Map

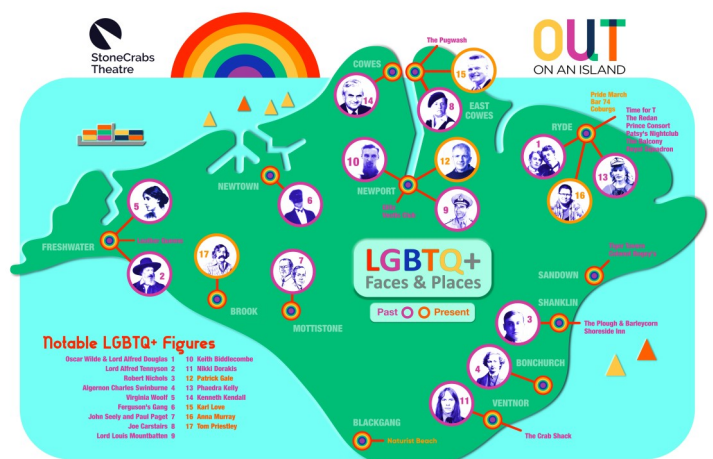
LGBTQ+ Histories & Resources

Working with StoneCrabs Theatre, Museums and Schools have commissioned a number of LGBTQ+ resources to support teachers and help them explore the Island's diverse heritage.

Developed following consultation with local teachers they include:

- an educator's introductory video guide to LGBTQ+ inclusion
- bite-size videos about some fascinating LGBTQ+ people with Island connections
- extracts from oral history recordings, created as part of the Out on an Island Project, with highlighted links to curriculum topics and issues

Visit: iwcep.co.uk/lgbtq-inclusion/



LGBTQ+ Faces and Places Map

Isle of Wight Museums & Schools

Visit: iwcep.co.uk/projects/museums-and-schools/

Contact: museums@iow.gov.uk

The Museums and Schools programme is supported by Arts Council England and funded through the Department for Education.

Supported using public funding by



**ARTS COUNCIL
ENGLAND**